

**New Mexico School for the Arts
Council Meeting Financial Items
Wednesday, August 10, 2016**

I. BUDGET *

BARS:

- BAR 1617-0001-IB Initial Budget (27188 – Pay for Performance) \$64,143
- BAR 1617-0002-IB Initial Budget (27190 – Pay for Performance Group) \$32,072

II. PAYROLL & ACCOUNTS PAYABLE PAYMENT VOUCHERS *

- May 2016
- June 2016

III. FINANCIAL STATEMENT REPORTS AS OF JUNE 30, 2016

- Budget Analysis
- Expenditure by Function for Budget Level Compliance
- Budget to Actual – Expenditure and Revenue
- Statement of Revenues, Expenditures and Changes in Fund Balance
- Balance Sheet Report

IV. BANK RECONCILIATION REPORTS

- May 2016
- June 2016

V. OTHER

- a. Permanent Cash Transfer from 31700 to 31701 \$352,839.35

* Requires Governing Council approval.

Must submit backup for all BARs,
except transfers of funds for SEG or
direct grants

STATE OF NEW MEXICO
PUBLIC EDUCATION DEPARTMENT
300 Don Gaspar Santa Fe, NM 87501-2786
Budget Adjustment Request

Doc. ID: 509-000-1617-0001-IB

Fund Type: Flowthrough

Adjustment Type: Initial Budget

Fiscal Year: 2016-2017

Entity Name: New Mexico School for the Arts

Adjustment Changes Intent/Scope of Program Yes or No?: No

Contact: Jolene Jaramillo, Business Manager

Total Approved Budget (Flowthrough): 64,143

Phone: (505) 429-1080

Email: jolene@aptability.net

FLOWTHROUGH ONLY	
Budget Period: 07/01/2016	To: 06/30/2017
A. Approved Carryover: \$64,143.00	
B. Total Current Year Allocation:	
D. Total Funding Available: 64,143	

Revenue 27188.0000.43202 \$64,143

Fund	Function	Object	Program	Job Class	Present Budget	Adj Amt Exp	Adj Budget	ADD'L FTE
27188 Teacher and School Leader Incentive Pay	1000 Instruction	51300 Additional Compensation	1010 Regular Education (K- 12) Programs	1411 Teachers- Grades 1-12		\$58,500	\$58,500	
27188 Teacher and School Leader Incentive Pay	1000 Instruction	52210 FICA Payments	0000 No Program	0000 No Job Class		\$3,627	\$3,627	
27188 Teacher and School Leader Incentive Pay	1000 Instruction	52220 Medicare Payments	0000 No Program	0000 No Job Class		\$849	\$849	
27188 Teacher and School Leader Incentive Pay	1000 Instruction	52500 Unemployment Compensation	0000 No Program	0000 No Job Class		\$1,167	\$1,167	
Sub Total						\$64,143		
Indirect Cost								
DOC. TOTAL						\$64,143		

Justification:

Carryover from FY2016

Compliance with Sections 10-15-1 and 22-8-12, NMSA, 1978 Compilation:

A. The requested budget/changes were authorized at a scheduled Board of Education or Governance Council meeting open to the public on:

B. Justification for the transfer: Explanation such as "underbudgeted", "insufficient budget", or "needed to close out Project" ARE NOT ACCEPTABLE. Attach additional sheets if necessary.

ALL TRANSFER BARS MUST NET OUT TO ZERO ON THE DOC. TOTAL LINE.

Must submit backup for all BARs,
except transfers of funds for SEG or
direct grants

STATE OF NEW MEXICO
PUBLIC EDUCATION DEPARTMENT
300 Don Gaspar Santa Fe, NM 87501-2786
Budget Adjustment Request

Doc. ID: 509-000-1617-0002-IB

Fund Type: Flowthrough

Adjustment Type: Initial Budget

Fiscal Year: 2016-2017

Entity Name: New Mexico School for the Arts

Adjustment Changes Intent/Scope of Program Yes or No?: No

Contact: Jolene Jaramillo, Business Manager

Total Approved Budget (Flowthrough): 32,072

Phone: (505) 429-1080

Email: jolene@aptability.net

FLOWTHROUGH ONLY	
Budget Period: 07/01/2016	To: 06/30/2017
A. Approved Carryover: \$32,072.00	
B. Total Current Year Allocation:	
D. Total Funding Available: 32,072	

Revenue 27190.0000.43202 \$32,072

Fund	Function	Object	Program	Job Class	Present Budget	Adj Amt Exp	Adj Budget	ADD'L FTE
27190 Teacher and School Leader Incentive Pay Group	1000 Instruction	51300 Additional Compensation	1010 Regular Education (K- 12) Programs	1411 Teachers- Grades 1-12		\$22,420	\$22,420	
27190 Teacher and School Leader Incentive Pay Group	1000 Instruction	52210 FICA Payments	0000 No Program	0000 No Job Class		\$1,391	\$1,391	
27190 Teacher and School Leader Incentive Pay Group	1000 Instruction	52220 Medicare Payments	0000 No Program	0000 No Job Class		\$326	\$326	
27190 Teacher and School Leader Incentive Pay Group	1000 Instruction	52500 Unemployment Compensation	0000 No Program	0000 No Job Class		\$126	\$126	
27190 Teacher and School Leader Incentive Pay Group	2100 Support Services-Students	51300 Additional Compensation	0000 No Program	1214 Guidance Counselors/Soc ial Workers		\$1,500	\$1,500	
27190 Teacher and School Leader Incentive Pay Group	2100 Support Services-Students	51300 Additional Compensation	0000 No Program	1511 Data Processing		\$1,500	\$1,500	
27190 Teacher and School Leader Incentive Pay Group	2100 Support Services-Students	52210 FICA Payments	0000 No Program	0000 No Job Class		\$186	\$186	

27190 Teacher and School Leader Incentive Pay Group	2100 Support Services-Students	52220 Medicare Payments	0000 No Program	0000 No Job Class		\$44	\$44	
27190 Teacher and School Leader Incentive Pay Group	2100 Support Services-Students	52500 Unemployment Compensation	0000 No Program	0000 No Job Class		\$60	\$60	
27190 Teacher and School Leader Incentive Pay Group	2200 Support Services-Instruction	51300 Additional Compensation	0000 No Program	1211 Coordinator/Su bject Matter Specialist		\$1,500	\$1,500	
27190 Teacher and School Leader Incentive Pay Group	2200 Support Services-Instruction	51300 Additional Compensation	0000 No Program	1511 Data Processing		\$1,500	\$1,500	
27190 Teacher and School Leader Incentive Pay Group	2200 Support Services-Instruction	52210 FICA Payments	0000 No Program	0000 No Job Class		\$186	\$186	
27190 Teacher and School Leader Incentive Pay Group	2200 Support Services-Instruction	52220 Medicare Payments	0000 No Program	0000 No Job Class		\$44	\$44	
27190 Teacher and School Leader Incentive Pay Group	2200 Support Services-Instruction	52500 Unemployment Compensation	0000 No Program	0000 No Job Class		\$60	\$60	
27190 Teacher and School Leader Incentive Pay Group	2400 Support Services-School Administration	51300 Additional Compensation	0000 No Program	1217 Secretarial/Cleri cal/Technical Assistants		\$1,100	\$1,100	
27190 Teacher and School Leader Incentive Pay Group	2400 Support Services-School Administration	52210 FICA Payments	0000 No Program	0000 No Job Class		\$69	\$69	
27190 Teacher and School Leader Incentive Pay Group	2400 Support Services-School Administration	52220 Medicare Payments	0000 No Program	0000 No Job Class		\$16	\$16	

27190 Teacher and School Leader Incentive Pay Group	2400 Support Services-School Administration	52500 Unemployment Compensation	0000 No Program	0000 No Job Class		\$44	\$44	
					Sub Total	\$32,072		
					Indirect Cost			
					DOC. TOTAL	\$32,072		

Justification:

To budget for FY2016 carryover.

Compliance with Sections 10-15-1 and 22-8-12, NMSA, 1978 Compilation:

A. The requested budget/changes were authorized at a scheduled Board of Education or Governance Council meeting open to the public on:

B. Justification for the transfer: Explanation such as "underbudgeted", "insufficient budget", or "needed to close out Project" ARE NOT ACCEPTABLE. Attach additional sheets if necessary.

ALL TRANSFER BARS MUST NET OUT TO ZERO ON THE DOC. TOTAL LINE.

FY2016

Voucher Status	Voucher No.	Voucher Date	Description	Approved By	Approved Date	Voucher Total
Paid	PVM146	5/6/2016	Art Institute Annual Fund - 2016 04	Ltafoya	5/6/2016	\$ 254.00
Paid	PVM143	5/6/2016	ERB - 2016 04	Ltafoya	5/6/2016	\$ 26,166.20
Paid	PVM148	5/6/2016	ING Annuity - 2016 04	Ltafoya	5/6/2016	\$ 1,160.00
Paid	PVM149	5/6/2016	ING Reliastar - 2016 04	Ltafoya	5/6/2016	\$ 720.00
Paid	PVM142	5/6/2016	NMPSIA - 2016 04	Ltafoya	5/6/2016	\$ 18,632.36
Paid	PVM144	5/6/2016	RHC - 2016 04	Ltafoya	5/6/2016	\$ 3,193.69
Paid	PVM150	5/6/2016	Security Benefit - 2016 04	Ltafoya	5/6/2016	\$ 1,860.00
Paid	PVM145	5/6/2016	SW - 2016 04	Ltafoya	5/6/2016	\$ 2,326.48
Paid	PVM154	5/13/2016	DD - PR16-0021 - 2016 05 13	Ltafoya	5/15/2016	\$ 31,912.41
Paid	PVM155	5/13/2016	EFTPS - PR16-0021 - 2016 05 13	Ltafoya	5/15/2016	\$ 12,318.10
Paid	PVM147	5/16/2016	Allstate - 2016 04	Ltafoya	5/16/2016	\$ 384.67
Paid	PVM165	5/31/2016	DD - PR16-0022 - 2016 05 31	Ltafoya	6/1/2016	\$ 31,807.64
Paid	PVM166	5/31/2016	EFTPS - PR16-0022 - 2016 05 31	Ltafoya	6/1/2016	\$ 12,316.95
May Total						\$ 143,052.50

Accounting Cycle: FY2016; Voucher: <All>; Warrant Status: Non-Void; Order By: Warrant; Begin Date: 5/1/2016; End Date: 5/31/2016

Warrant Date	Warrant Number	Vendor	Amount
05/02/2016	6244	Abeles, Vivian	\$ 649.05
05/02/2016	6245	Aragon, Eduardo	\$ 600.00
05/02/2016	6246	New Mexico Charter School Education Services Association	\$ 8,039.06
05/02/2016	6247	Office Depot	\$ 301.09
05/02/2016	6248	PNM	\$ 990.86
05/02/2016	6249	Two Sprout Farm	\$ 1,525.86
05/02/2016	6250	Verizon Wireless	\$ 87.57
05/09/2016	6256	New Mexico Charter School Education Services Association	\$ 8,039.06
05/09/2016	6257	Brady Industries	\$ 8.95
05/09/2016	6258	City of Santa Fe - Water	\$ 843.83
05/09/2016	6259	Hayre, Susan	\$ 2,054.52
05/09/2016	6260	Matthews Fox, P.C.	\$ 541.56
05/09/2016	6261	PNM	\$ 11.69
05/09/2016	6262	Two Sprout Farm	\$ 1,588.14
05/09/2016	6263	Wisconsin Center for Education Research	\$ 16.48
05/09/2016	6264	Warehouse 21	\$ 365.00
05/16/2016	6266	Brady Industries	\$ 95.55
05/16/2016	6267	College Board	\$ 928.00
05/16/2016	6268	Comcast	\$ 432.92
05/16/2016	6269	Lowe's	\$ 29.84
05/16/2016	6270	PCMG, Inc.	\$ 752.85
05/16/2016	6271	Star2Star Communications	\$ 290.34
05/16/2016	6272	Two Sprout Farm	\$ 1,258.06
05/23/2016	6276	Amazon	\$ 33.75
05/23/2016	6277	Brady Industries	\$ 145.93
05/23/2016	6278	CenturyLink	\$ 123.70
05/23/2016	6279	Chavez, Joey	\$ 333.71
05/23/2016	6280	Comcast	\$ 156.89
05/23/2016	6281	Crites, Robert Eric	\$ 666.21
05/23/2016	6282	Devon Ewy	\$ 25.00
05/23/2016	6283	A Sullivan Plumbing	\$ 25.00
05/23/2016	6285	Jane Henry	\$ 150.00
05/23/2016	6286	Lilia Garcia	\$ 50.00
05/23/2016	6287	McGuinness, Gayle	\$ 58.88
05/23/2016	6288	Michael J Lee	\$ 40.00
05/23/2016	6289	New Mexico School for the Arts - Art Institute	\$ 62.08
05/23/2016	6290	Pacific Office Automation	\$ 967.24
05/23/2016	6291	Paetec	\$ 629.30
05/23/2016	6292	Sam Ellvinger	\$ 50.00
05/23/2016	6293	Santa Fe New Mexican	\$ 44.95
05/23/2016	6294	Sienna Sullivan-Ginn	\$ 50.00
05/23/2016	6295	Tess Heneghan	\$ 150.00
05/27/2016		Cathedral Basilica Church of St. Francis of Assisi	\$ 14,583.33
Total			\$ 47,796.25

Accounting Cycle: FY2016; Voucher: <All>; Warrant Status: Non-Void; Order By: Warrant; Begin Date: 5/1/2016; End Date: 5/31/2016

Voucher Number	Bank Name	Account Number	Warrant Number	Payment Vendor	
AP16-0078	Wells Fargo	3013216795		Cathedral Basilica Church of St. Francis of Assisi	
Vendor	Account Code	Description	PO Number	Issue Date	Amount
Cathedral Basilica Church of St. Francis of	11000-2600-54610-0000-509001-00	Lease for Building and Property	NMSA16-0051	09/25/2015	\$ 2,588.58
Cathedral Basilica Church of St. Francis of	31200-4000-54610-0000-509001-00	Lease for Building and Property	NMSA16-0051	09/25/2015	\$ 11,994.75
Subtotal					\$ 14,583.33
Voucher Number	Bank Name	Account Number	Warrant Number	Payment Vendor	
AP16-0074	Wells Fargo	3013216795	6244	Abeles, Vivian	
Vendor	Account Code	Description	PO Number	Issue Date	Amount
Abeles, Vivian	11000-2100-53211-2000-509001-00	Tax	NMSA16-0144	05/02/2016	\$ 49.05
Abeles, Vivian	11000-2100-53211-2000-509001-00	Attend IEP Meetings	NMSA16-0144	05/02/2016	\$ 50.00
Abeles, Vivian	11000-2100-53211-2000-509001-00	Diagnostic Services	NMSA16-0144	05/02/2016	\$ 550.00
Subtotal					\$ 649.05
Voucher Number	Bank Name	Account Number	Warrant Number	Payment Vendor	
AP16-0074	Wells Fargo	3013216795	6245	Aragon, Eduardo	
Vendor	Account Code	Description	PO Number	Issue Date	Amount
Aragon, Eduardo	11000-2600-54312-0000-509001-00	Hours of groundskeeping	NMSA16-0035	05/02/2016	\$ 600.00
Subtotal					\$ 600.00
Voucher Number	Bank Name	Account Number	Warrant Number	Payment Vendor	
AP16-0074	Wells Fargo	3013216795	6246	New Mexico Charter School Education Services Association	
Vendor	Account Code	Description	PO Number	Issue Date	Amount
New Mexico Charter School Education Ser,	11000-2500-53414-0000-509001-00	Tax	NMSA16-0048	08/04/2015	\$ 539.06
New Mexico Charter School Education Ser,	11000-2500-53414-0000-509001-00	Business Manager Services	NMSA16-0048	08/04/2015	\$ 7,500.00
Subtotal					\$ 8,039.06
Voucher Number	Bank Name	Account Number	Warrant Number	Payment Vendor	
AP16-0074	Wells Fargo	3013216795	6247	Office Depot	
Vendor	Account Code	Description	PO Number	Issue Date	Amount
Office Depot	11000-2400-56118-0000-509001-00	Post-it Flags Sign-Here	NMSA16-0303	04/18/2016	\$ 7.59
Office Depot	11000-2400-56118-0000-509001-00	9x12 Envelopes	NMSA16-0303	04/18/2016	\$ 19.73
Office Depot	11000-2400-56118-0000-509001-00	#5160 Labels	NMSA16-0303	04/18/2016	\$ 21.93
Office Depot	11000-2400-56118-0000-509001-00	Security Envelopes	NMSA16-0303	04/18/2016	\$ 30.66
Office Depot	11000-2400-56118-0000-509001-00	Copy Paper	NMSA16-0294	04/08/2016	\$ 165.00
Office Depot	11000-3100-56117-0000-509001-00	Gloves Latex Free - Lunch Program	NMSA16-0294	04/08/2016	\$ 21.00
Office Depot	11000-1000-56118-1010-509001-00	AAA Batteries - Classroom Calculators	NMSA16-0294	04/08/2016	\$ 35.18
Subtotal					\$ 301.09
Voucher Number	Bank Name	Account Number	Warrant Number	Payment Vendor	
AP16-0074	Wells Fargo	3013216795	6248	PNM	
Vendor	Account Code	Description	PO Number	Issue Date	Amount
PNM	11000-2600-54411-0000-509001-00	Electricity - Apr	NMSA16-0046	01/01/2016	\$ 990.86
Subtotal					\$ 990.86
Voucher Number	Bank Name	Account Number	Warrant Number	Payment Vendor	
AP16-0074	Wells Fargo	3013216795	6249	Two Sprout Farm	
Vendor	Account Code	Description	PO Number	Issue Date	Amount
Two Sprout Farm	11000-3100-55915-0000-509001-00	Tax	NMSA16-0174	12/17/2015	\$ 117.11
Two Sprout Farm	11000-3100-55915-0000-509001-00	Meals for FY2016 School Year	NMSA16-0174	12/17/2015	\$ 1,408.75
Subtotal					\$ 1,525.86
Voucher Number	Bank Name	Account Number	Warrant Number	Payment Vendor	
AP16-0074	Wells Fargo	3013216795	6250	Verizon Wireless	
Vendor	Account Code	Description	PO Number	Issue Date	Amount
Verizon Wireless	11000-2600-54416-0000-509001-00	monthly cell phone	NMSA16-0025	07/17/2015	\$ 87.57
Subtotal					\$ 87.57
Voucher Number	Bank Name	Account Number	Warrant Number	Payment Vendor	
AP16-0075	Wells Fargo	3013216795	6256	New Mexico Charter School Education Services Association	
Vendor	Account Code	Description	PO Number	Issue Date	Amount
New Mexico Charter School Education Ser,	11000-2500-53414-0000-509001-00	Tax	NMSA16-0048	08/04/2015	\$ 539.06
New Mexico Charter School Education Ser,	11000-2500-53414-0000-509001-00	Business Manager Services	NMSA16-0048	08/04/2015	\$ 7,500.00
Subtotal					\$ 8,039.06
Voucher Number	Bank Name	Account Number	Warrant Number	Payment Vendor	
AP16-0075	Wells Fargo	3013216795	6257	Brady Industries	
Vendor	Account Code	Description	PO Number	Issue Date	Amount

Accounting Cycle: FY2016; Voucher: <All>; Warrant Status: Non-Void; Order By: Warrant; Begin Date: 5/1/2016; End Date: 5/31/2016

Brady Industries	11000-2600-56118-0000-509001-00 Plastic Spoons	NMSA16-0302	04/18/2016	\$	8.95
Subtotal					\$ 8.95

Voucher Number	Bank Name	Account Number	Warrant Number	Payment Vendor	
AP16-0075	Wells Fargo	3013216795	6258	City of Santa Fe - Water	
Vendor	Account Code	Description	PO Number	Issue Date	Amount
City of Santa Fe - Water	11000-2600-54415-0000-509001-00	Water & Sewer - April	NMSA16-0057	08/10/2015	\$ 843.83
Subtotal					\$ 843.83

Voucher Number	Bank Name	Account Number	Warrant Number	Payment Vendor	
AP16-0075	Wells Fargo	3013216795	6259	Hayre, Susan	
Vendor	Account Code	Description	PO Number	Issue Date	Amount
Hayre, Susan	11000-2100-53414-0000-509001-00	Tax	NMSA16-0280	03/23/2016	\$ 154.52
Hayre, Susan	11000-2100-53414-0000-509001-00	Counseling Services April 4, 2016 - May 27, 2016. Also Includes two	NMSA16-0280	03/23/2016	\$ 1,900.00
Subtotal					\$ 2,054.52

Voucher Number	Bank Name	Account Number	Warrant Number	Payment Vendor	
AP16-0075	Wells Fargo	3013216795	6260	Matthews Fox, P.C.	
Vendor	Account Code	Description	PO Number	Issue Date	Amount
Matthews Fox, P.C.	11000-2300-53413-0000-509001-00	Tax	PO15-0018	04/04/2016	\$ 41.56
Matthews Fox, P.C.	11000-2300-53413-0000-509001-00	Legal Fees	PO15-0018	04/04/2016	\$ 500.00
Subtotal					\$ 541.56

Voucher Number	Bank Name	Account Number	Warrant Number	Payment Vendor	
AP16-0075	Wells Fargo	3013216795	6261	PNM	
Vendor	Account Code	Description	PO Number	Issue Date	Amount
PNM	11000-2600-54411-0000-509001-00	Monthly Billing for Parking Lot Lighting	NMSA16-0023	07/17/2015	\$ 11.69
Subtotal					\$ 11.69

Voucher Number	Bank Name	Account Number	Warrant Number	Payment Vendor	
AP16-0075	Wells Fargo	3013216795	6262	Two Sprout Farm	
Vendor	Account Code	Description	PO Number	Issue Date	Amount
Two Sprout Farm	11000-3100-55915-0000-509001-00	Tax	NMSA16-0174	12/17/2015	\$ 121.89
Two Sprout Farm	11000-3100-55915-0000-509001-00	Meals for FY2016 School Year	NMSA16-0174	12/17/2015	\$ 1,466.25
Subtotal					\$ 1,588.14

Voucher Number	Bank Name	Account Number	Warrant Number	Payment Vendor	
AP16-0075	Wells Fargo	3013216795	6263	Wisconsin Center for Education Research	
Vendor	Account Code	Description	PO Number	Issue Date	Amount
Wisconsin Center for Education Research	24154-1000-53330-1010-509001-00	EII/WIDA Test	NMSA16-0187	11/20/2015	\$ 16.48
Subtotal					\$ 16.48

Voucher Number	Bank Name	Account Number	Warrant Number	Payment Vendor	
AP16-0075	Wells Fargo	3013216795	6264	Warehouse 21	
Vendor	Account Code	Description	PO Number	Issue Date	Amount
Warehouse 21	99007-1000-56118-1010-509001-00	Rental of space for GSA "Night of Norse"	NMSA16-0328	05/06/2016	\$ 365.00
Subtotal					\$ 365.00

Voucher Number	Bank Name	Account Number	Warrant Number	Payment Vendor	
AP16-0076	Wells Fargo	3013216795	6266	Brady Industries	
Vendor	Account Code	Description	PO Number	Issue Date	Amount
Brady Industries	11000-2600-56118-0000-509001-00	Sm Trash Bags	NMSA16-0321	05/04/2016	\$ 24.37
Brady Industries	11000-2600-56118-0000-509001-00	Hand Towels	NMSA16-0321	05/04/2016	\$ 71.18
Subtotal					\$ 95.55

Voucher Number	Bank Name	Account Number	Warrant Number	Payment Vendor	
AP16-0076	Wells Fargo	3013216795	6267	College Board	
Vendor	Account Code	Description	PO Number	Issue Date	Amount
College Board	11000-2200-56118-0000-509001-00	Discount	NMSA16-0288	03/30/2016	\$ (400.00)
College Board	11000-2200-56118-0000-509001-00	AP Exams Reduced	NMSA16-0288	03/30/2016	\$ 415.00
College Board	11000-2200-56118-0000-509001-00	AP Exams Full Pay	NMSA16-0288	03/30/2016	\$ 913.00
Subtotal					\$ 928.00

Voucher Number	Bank Name	Account Number	Warrant Number	Payment Vendor	
AP16-0076	Wells Fargo	3013216795	6268	Comcast	
Vendor	Account Code	Description	PO Number	Issue Date	Amount
Comcast	11000-2600-54416-0000-509001-00	Monthly Internet - 908369067	NMSA16-0009	04/19/2016	\$ 432.92

Accounting Cycle: FY2016; Voucher: <All>; Warrant Status: Non-Void; Order By: Warrant; Begin Date: 5/1/2016; End Date: 5/31/2016

Subtotal **\$ 432.92**

Voucher Number	Bank Name	Account Number	Warrant Number	Payment Vendor
AP16-0076	Wells Fargo	3013216795	6269	Lowe's

Vendor	Account Code	Description	PO Number	Issue Date	Amount
Lowe's	11000-2600-56118-0000-509001-00	Light Bulbs, Weather Strip, Misc Building items.	NMSA16-0268	03/07/2016	\$ 29.84

Subtotal **\$ 29.84**

Voucher Number	Bank Name	Account Number	Warrant Number	Payment Vendor
AP16-0076	Wells Fargo	3013216795	6270	PCMG, Inc.

Vendor	Account Code	Description	PO Number	Issue Date	Amount
PCMG, Inc.	31700-4000-57332-0000-509001-00	Bluetooth Pedal Board (music pedal for reading music on iPads)	NMSA16-0318	04/27/2016	\$ 72.45
PCMG, Inc.	31700-4000-57332-0000-509001-00	Shipping	NMSA16-0322	05/04/2016	\$ 28.35
PCMG, Inc.	31700-4000-57332-0000-509001-00	Bluetooth Pedal Boards (music pedal for reading music on iPads)	NMSA16-0322	05/04/2016	\$ 652.05

Subtotal **\$ 752.85**

Voucher Number	Bank Name	Account Number	Warrant Number	Payment Vendor
AP16-0076	Wells Fargo	3013216795	6271	Star2Star Communications

Vendor	Account Code	Description	PO Number	Issue Date	Amount
Star2Star Communications	11000-2600-54416-0000-509001-00	Monthly Services - Starling communication services	NMSA16-0024	07/17/2015	\$ 290.34

Subtotal **\$ 290.34**

Voucher Number	Bank Name	Account Number	Warrant Number	Payment Vendor
AP16-0076	Wells Fargo	3013216795	6272	Two Sprout Farm

Vendor	Account Code	Description	PO Number	Issue Date	Amount
Two Sprout Farm	11000-3100-55915-0000-509001-00	Tax	NMSA16-0174	05/16/2016	\$ 96.56
Two Sprout Farm	11000-3100-55915-0000-509001-00	Meals for FY2016 School Year	NMSA16-0174	05/16/2016	\$ 1,161.50

Subtotal **\$ 1,258.06**

Voucher Number	Bank Name	Account Number	Warrant Number	Payment Vendor
AP16-0077	Wells Fargo	3013216795	6276	Amazon

Vendor	Account Code	Description	PO Number	Issue Date	Amount
Amazon	14000-1000-56111-1010-509001-00	Heart of Darkness - Paper Back - Dover Thrift Edition ONLY	NMSA16-0315	04/19/2016	\$ 33.75

Subtotal **\$ 33.75**

Voucher Number	Bank Name	Account Number	Warrant Number	Payment Vendor
AP16-0077	Wells Fargo	3013216795	6277	Brady Industries

Vendor	Account Code	Description	PO Number	Issue Date	Amount
Brady Industries	11000-2600-56118-0000-509001-00	Urinal Screen	NMSA16-0262	02/24/2016	\$ 15.18
Brady Industries	11000-2600-56118-0000-509001-00	Mop Handle	NMSA16-0262	02/24/2016	\$ 7.17
Brady Industries	11000-2600-56118-0000-509001-00	33x40 Liner	NMSA16-0333	05/11/2016	\$ 20.41
Brady Industries	11000-2600-56118-0000-509001-00	38x58 Liner	NMSA16-0333	05/11/2016	\$ 29.96
Brady Industries	11000-2600-56118-0000-509001-00	Paper Towels	NMSA16-0333	05/11/2016	\$ 35.59
Brady Industries	11000-2600-56118-0000-509001-00	Toilet Tissue	NMSA16-0333	05/11/2016	\$ 37.62

Subtotal **\$ 145.93**

Voucher Number	Bank Name	Account Number	Warrant Number	Payment Vendor
AP16-0077	Wells Fargo	3013216795	6278	CenturyLink

Vendor	Account Code	Description	PO Number	Issue Date	Amount
CenturyLink	11000-2600-54416-0000-509001-00	Alarm Line Service	NMSA16-0020	04/19/2016	\$ 123.70

Subtotal **\$ 123.70**

Voucher Number	Bank Name	Account Number	Warrant Number	Payment Vendor
AP16-0077	Wells Fargo	3013216795	6279	Chavez, Joey

Vendor	Account Code	Description	PO Number	Issue Date	Amount
Chavez, Joey	99001-1000-56118-1010-509001-00	Reimbursement for Decorations and DJ for Prom	NMSA16-0299	04/15/2016	\$ 333.71

Subtotal **\$ 333.71**

Voucher Number	Bank Name	Account Number	Warrant Number	Payment Vendor
AP16-0077	Wells Fargo	3013216795	6280	Comcast

Vendor	Account Code	Description	PO Number	Issue Date	Amount
Comcast	11000-2600-54416-0000-509001-00	Monthly Internet - 8497-95-025-0762993	NMSA16-0009	04/19/2016	\$ 156.89

Subtotal **\$ 156.89**

Voucher Number	Bank Name	Account Number	Warrant Number	Payment Vendor
AP16-0077	Wells Fargo	3013216795	6281	Crites, Robert Eric

Vendor	Account Code	Description	PO Number	Issue Date	Amount
Crites, Robert Eric	24154-1000-53330-1010-509001-00	Online Fee	NMSA16-0042	05/23/2016	\$ 30.00
Crites, Robert Eric	24154-1000-53330-1010-509001-00	NMHU Course:EDLD 640 Instructional Leadership	NMSA16-0042	05/23/2016	\$ 636.21

Accounting Cycle: FY2016; Voucher: <All>; Warrant Status: Non-Void; Order By: Warrant; Begin Date: 5/1/2016; End Date: 5/31/2016

Subtotal **\$ 666.21**

Voucher Number	Bank Name	Account Number	Warrant Number	Payment Vendor
AP16-0077	Wells Fargo	3013216795	6282	Devon Ewy

Vendor	Account Code	Description	PO Number	Issue Date	Amount
--------	--------------	-------------	-----------	------------	--------

Devon Ewy	99001-1000-56118-1010-509001-00	Lensic Performing Arts - FVNM 2016 Final Contest Winner - Photograp	NMSA16-0346	05/20/2016	\$ 25.00
-----------	---------------------------------	---	-------------	------------	----------

Subtotal **\$ 25.00**

Voucher Number	Bank Name	Account Number	Warrant Number	Payment Vendor
AP16-0077	Wells Fargo	3013216795	6283	Enn Ice-Johnson

Vendor	Account Code	Description	PO Number	Issue Date	Amount
--------	--------------	-------------	-----------	------------	--------

A Sullivan Plumbing	99001-1000-56118-1010-509001-00	Lensic Performing Arts - FVNM 2016 Final Contest Winner - Photograp	NMSA16-0350	05/20/2016	\$ 25.00
---------------------	---------------------------------	---	-------------	------------	----------

Subtotal **\$ 25.00**

Voucher Number	Bank Name	Account Number	Warrant Number	Payment Vendor
AP16-0077	Wells Fargo	3013216795	6285	Jane Henry

Vendor	Account Code	Description	PO Number	Issue Date	Amount
--------	--------------	-------------	-----------	------------	--------

Jane Henry	99001-1000-56118-1010-509001-00	Lensic Performing Arts FVNM 2016 Final Contest Winner - Experiment	NMSA16-0345	05/20/2016	\$ 150.00
------------	---------------------------------	--	-------------	------------	-----------

Subtotal **\$ 150.00**

Voucher Number	Bank Name	Account Number	Warrant Number	Payment Vendor
AP16-0077	Wells Fargo	3013216795	6286	Lilia Garcia

Vendor	Account Code	Description	PO Number	Issue Date	Amount
--------	--------------	-------------	-----------	------------	--------

Lilia Garcia	99001-1000-56118-1010-509001-00	Lensic Performing Arts - FVNM 2016 Final Contest Winner - Photograp	NMSA16-0347	05/20/2016	\$ 50.00
--------------	---------------------------------	---	-------------	------------	----------

Subtotal **\$ 50.00**

Voucher Number	Bank Name	Account Number	Warrant Number	Payment Vendor
AP16-0077	Wells Fargo	3013216795	6287	McGuiness, Gayle

Vendor	Account Code	Description	PO Number	Issue Date	Amount
--------	--------------	-------------	-----------	------------	--------

McGuiness, Gayle	11000-2400-55813-0000-509001-00	Travel reimbursement to deliver PSFA application to Albuquerque on 5	NMSA16-0342	05/20/2016	\$ 58.88
------------------	---------------------------------	--	-------------	------------	----------

Subtotal **\$ 58.88**

Voucher Number	Bank Name	Account Number	Warrant Number	Payment Vendor
AP16-0077	Wells Fargo	3013216795	6288	Michael J Lee

Vendor	Account Code	Description	PO Number	Issue Date	Amount
--------	--------------	-------------	-----------	------------	--------

Michael J Lee	99001-1000-56118-1010-509001-00	Lensic Performing Arts - FVNM 2016 Final Contest Winner - Photograp	NMSA16-0349	05/20/2016	\$ 40.00
---------------	---------------------------------	---	-------------	------------	----------

Subtotal **\$ 40.00**

Voucher Number	Bank Name	Account Number	Warrant Number	Payment Vendor
AP16-0077	Wells Fargo	3013216795	6289	New Mexico School for the Arts - Art Institute

Vendor	Account Code	Description	PO Number	Issue Date	Amount
--------	--------------	-------------	-----------	------------	--------

New Mexico School for the Arts - Art Institut	11000-2400-56118-0000-509001-00	Business Cards	NMSA16-0296	05/18/2016	\$ 62.08
---	---------------------------------	----------------	-------------	------------	----------

Subtotal **\$ 62.08**

Voucher Number	Bank Name	Account Number	Warrant Number	Payment Vendor
AP16-0077	Wells Fargo	3013216795	6290	Pacific Office Automation

Vendor	Account Code	Description	PO Number	Issue Date	Amount
--------	--------------	-------------	-----------	------------	--------

Pacific Office Automation	11000-2400-53711-0000-509001-00	Insurance Fee	NMSA16-0021	05/23/2016	\$ 24.27
---------------------------	---------------------------------	---------------	-------------	------------	----------

Pacific Office Automation	11000-2400-54630-0000-509001-00	Model #KONMIN/BH654e	NMSA16-0021	05/23/2016	\$ 188.59
---------------------------	---------------------------------	----------------------	-------------	------------	-----------

Pacific Office Automation	11000-1000-54630-1010-509001-00	Model #KONMIN/BH654e	NMSA16-0021	05/23/2016	\$ 754.38
---------------------------	---------------------------------	----------------------	-------------	------------	-----------

Subtotal **\$ 967.24**

Voucher Number	Bank Name	Account Number	Warrant Number	Payment Vendor
AP16-0077	Wells Fargo	3013216795	6291	Paetec

Vendor	Account Code	Description	PO Number	Issue Date	Amount
--------	--------------	-------------	-----------	------------	--------

Paetec	11000-2600-54416-0000-509001-00	Internet Monthly Services	NMSA16-0037	07/27/2015	\$ 629.30
--------	---------------------------------	---------------------------	-------------	------------	-----------

Subtotal **\$ 629.30**

Voucher Number	Bank Name	Account Number	Warrant Number	Payment Vendor
AP16-0077	Wells Fargo	3013216795	6292	Sam Ellvinger

Vendor	Account Code	Description	PO Number	Issue Date	Amount
--------	--------------	-------------	-----------	------------	--------

Sam Ellvinger	99001-1000-56118-1010-509001-00	Lensic Performing Arts - FVNM 2016 Final Contest Winner - Photograp	NMSA16-0351	05/20/2016	\$ 50.00
---------------	---------------------------------	---	-------------	------------	----------

Subtotal **\$ 50.00**

Voucher Number	Bank Name	Account Number	Warrant Number	Payment Vendor
AP16-0077	Wells Fargo	3013216795	6293	Santa Fe New Mexican

Accounting Cycle: FY2016; Voucher: <All>; Warrant Status: Non-Void; Order By: Warrant; Begin Date: 5/1/2016; End Date: 5/31/2016

Vendor	Account Code	Description	PO Number	Issue Date	Amount
Santa Fe New Mexican	11000-2300-55400-0000-509001-00	Tax	NMSA16-0300	04/15/2016	\$ 3.45
Santa Fe New Mexican	11000-2300-55400-0000-509001-00	Legal ad for 16/17 Budget Approval Meeting	NMSA16-0300	04/15/2016	\$ 41.50
Subtotal					\$ 44.95

Voucher Number	Bank Name	Account Number	Warrant Number	Payment Vendor
AP16-0077	Wells Fargo	3013216795	6294	Sienna Sullivan-Ginn

Vendor	Account Code	Description	PO Number	Issue Date	Amount
Sienna Sullivan-Ginn	99001-1000-56118-1010-509001-00	Lensic Performing Arts - FVNM 2016 Final Contest Winner - Photograp	NMSA16-0348	05/20/2016	\$ 50.00
Subtotal					\$ 50.00

Voucher Number	Bank Name	Account Number	Warrant Number	Payment Vendor
AP16-0077	Wells Fargo	3013216795	6295	Tess Heneghan

Vendor	Account Code	Description	PO Number	Issue Date	Amount
Tess Heneghan	99001-1000-56118-1010-509001-00	Lensic Performng Arts FVNM - Final Contest Winner - Experimental	NMSA16-0344	05/20/2016	\$ 150.00
Subtotal					\$ 150.00

Total					\$ 47,796.25
--------------	--	--	--	--	---------------------

Begin Date: 6/1/2016; End Date: 6/30/2016; Check Type: Payroll Liability; Payee: <All>; Bank: <All>; Accounting Cycle: FY2016; Limit Results to This Cycle: Yes; Account Code Expression: ([Fund] >= '11000'); Show Detail by Voucher: No

Check Date	Check Number	Payee	Type	Amount
06/01/2016	6300	Security Benefit	Payroll Liability	\$ 1,860.00
06/01/2016	6301	Art Institute	Payroll Liability	\$ 254.00
06/01/2016	6302	Voya Retirement Insurance and Annuity Company	Payroll Liability	\$ 1,160.00
06/01/2016	6303	Voya Financial ReliaStar	Payroll Liability	\$ 720.00
06/01/2016	6304	NM Retiree Health Care Authority	Payroll Liability	\$ 3,203.14
06/02/2016	EFT	NMPSIA	Payroll Liability	\$ 18,632.38
06/06/2016	EFT	NMERB	Payroll Liability	\$ 26,239.06
06/15/2016	EFT	EFTPS	Payroll Liability	\$ 12,290.86
06/15/2016	EFT	Wells Fargo Bank	Payroll Liability	\$ 31,631.26
06/17/2016	EFT	NM Dept of Tax & Revenue	Payroll Liability	\$ 2,341.04
06/27/2016	6343	Allstate Workforce Division	Payroll Liability	\$ 384.67
06/30/2016	EFT	EFTPS	Payroll Liability	\$ 13,901.83
06/30/2016	EFT	Wells Fargo Bank	Payroll Liability	\$ 34,692.76
Total				\$ 147,311.00

Begin Date: 6/1/2016; End Date: 6/30/2016; Check Type: Accounts Payable; Payee: <All>; Bank: <All>; Accounting Cycle: FY2016; Limit Results to This Cycle: Yes; Account Code Expression: ([Fund] >= '11000') ; Show Detail by Voucher: Yes

Check Date	Check Number	Payee	Type	Amount
06/01/2016	6305	Air Conditioning & Heating Service Co, Inc	Accounts Payable	\$ 270.83
06/01/2016	6306	Anytime Plumbing Sewer/Drain LLC	Accounts Payable	\$ 1,976.70
06/01/2016	6307	Chavez Security	Accounts Payable	\$ 204.71
06/01/2016	6308	Crites, Robert Eric	Accounts Payable	\$ 54.28
06/01/2016	6309	Gonzalez, Cristina	Accounts Payable	\$ 80.91
06/01/2016	6310	Hayre, Susan	Accounts Payable	\$ 2,166.25
06/01/2016	6311	Institute for Applied Neuroscience	Accounts Payable	\$ 7,900.00
06/01/2016	6312	Julie Dougherty-Hanna	Accounts Payable	\$ 117.20
06/01/2016	6313	Kate Chavez	Accounts Payable	\$ 53.59
06/01/2016	6314	Learning Ally	Accounts Payable	\$ 987.00
06/01/2016	6315	Lights Camera Action Photo Booth Rental	Accounts Payable	\$ 387.50
06/01/2016	6316	Millennial Maids, LLC	Accounts Payable	\$ 4,327.60
06/01/2016	6317	New Mexico Gas Company	Accounts Payable	\$ 558.34
06/01/2016	6318	New Mexico School for the Arts - Art Institute	Accounts Payable	\$ 300.00
06/01/2016	6319	Office Depot	Accounts Payable	\$ 448.92
06/01/2016	6320	Paper Tiger	Accounts Payable	\$ 447.12
06/01/2016	6321	Preventive Pest Control	Accounts Payable	\$ 212.23
06/01/2016	6322	Santa Fe Public Schools	Accounts Payable	\$ 260.00
06/01/2016	6325	New Mexico School for the Arts - Art Institute	Accounts Payable	\$ 10,455.00
06/01/2016	6324	Chavez, Joey	Accounts Payable	\$ 356.00
06/15/2016	6327	Aragon, Eduardo	Accounts Payable	\$ 480.00
06/15/2016	6328	New Mexico Charter School Education Services Association	Accounts Payable	\$ 8,039.06
06/15/2016	6329	Biblio Inc	Accounts Payable	\$ 1,081.95
06/15/2016	6330	Brady Industries	Accounts Payable	\$ 142.35
06/15/2016	6331	CenturyLink	Accounts Payable	\$ 137.64
06/15/2016	6332	City of Santa Fe - Water	Accounts Payable	\$ 885.65
06/15/2016	6333	Comcast	Accounts Payable	\$ 432.92
06/15/2016	6334	Ideal NM	Accounts Payable	\$ 800.00
06/15/2016	6335	Learning Center of Tesuque Hills, LLC	Accounts Payable	\$ 642.00
06/15/2016	6336	Matthews Fox, P.C.	Accounts Payable	\$ 420.25
06/15/2016	6337	McGuinness, Gayle	Accounts Payable	\$ 70.24
06/15/2016	6338	Office Depot	Accounts Payable	\$ 399.26
06/15/2016	6339	Payne, Carter	Accounts Payable	\$ 250.00
06/15/2016	6340	PNM	Accounts Payable	\$ 1,132.79
06/15/2016	6341	Star2Star Communications	Accounts Payable	\$ 290.65
06/15/2016	6342	Verizon Wireless	Accounts Payable	\$ 89.03
06/28/2016	6344	Albuquerque Publishing Co.	Accounts Payable	\$ 241.49
06/28/2016	6345	New Mexico Charter School Education Services Association	Accounts Payable	\$ 8,039.06
06/28/2016	6346	Comcast	Accounts Payable	\$ 156.89
06/28/2016	6347	McGuinness, Gayle	Accounts Payable	\$ 60.26
06/28/2016	6348	McKinley, Melanie	Accounts Payable	\$ 494.67
06/28/2016	6349	Millennial Maids, LLC	Accounts Payable	\$ 4,327.60
06/28/2016	6350	Pacific Office Automation	Accounts Payable	\$ 2,319.23
06/28/2016	6351	Paetec	Accounts Payable	\$ 494.93
06/28/2016	6352	Paper Tiger	Accounts Payable	\$ 95.00
06/28/2016	6353	Santa Fe Community College	Accounts Payable	\$ 160.85
06/28/2016	6354	Santa Fe New Mexican	Accounts Payable	\$ 876.79
06/28/2016	6355	Santa Fe Public Schools	Accounts Payable	\$ 230.00
06/29/2016		Cathedral Basilica Church of St. Francis of Assisi	Accounts Payable	\$ 14,583.33
Total				\$ 78,938.07

Begin Date: 6/1/2016; End Date: 6/30/2016; Check Type: Accounts Payable; Payee: <All>; Bank: <All>; Accounting Cycle: FY2016; Limit Results to This Cycle: Yes; Account Code Expression: (([Fund] >= '11000') ; Show Detail by Voucher: Yes

Voucher Number	Bank Name	Account Number	Check Number	Payee	Type
AP16-0084	Wells Fargo	3013216795		Cathedral Basilica Church of St. Francis of Assisi	Accounts Payable
Vendor	PO Number	Invoice #	Account Code	Description	Amount
Cathedral Basilica Church of St.	NMSA16-0051	6/2016	11000-2600-54610-0000-509001	Lease for Building and Property	\$ 2,588.58
Cathedral Basilica Church of St.	NMSA16-0051	6/2016	31200-4000-54610-0000-509001	Lease for Building and Property	\$ 11,994.75
Subtotal					\$ 14,583.33
Voucher Number	Bank Name	Account Number	Check Number	Payee	Type
AP16-0079	Wells Fargo	3013216795	6305	Air Conditioning & Heating Service Co, Inc	Accounts Payable
Vendor	PO Number	Invoice #	Account Code	Description	Amount
Air Conditioning & Heating Servi	NMSA16-0038	257713	11000-2600-54312-0000-509001	Maintenance Agreement	\$ 220.96
Air Conditioning & Heating Servi	NMSA16-0038	257519	11000-2600-54312-0000-509001	Repair to Boiler Room Break In Line	\$ 49.87
Subtotal					\$ 270.83
Voucher Number	Bank Name	Account Number	Check Number	Payee	Type
AP16-0079	Wells Fargo	3013216795	6306	Anytime Plumbing Sewer/Drain LLC	Accounts Payable
Vendor	PO Number	Invoice #	Account Code	Description	Amount
Anytime Plumbing Sewer/Drain I	NMSA16-0304	WO-0126	11000-2600-54312-0000-509001	Replace 2 Urinals	\$ 1,272.67
Anytime Plumbing Sewer/Drain I	NMSA16-0324	WO-0127	11000-2600-54312-0000-509001	Installation of back tiles and hangers	\$ 650.00
Anytime Plumbing Sewer/Drain I	NMSA16-0324	WO-0127	11000-2600-54312-0000-509001	Tax	\$ 54.03
Subtotal					\$ 1,976.70
Voucher Number	Bank Name	Account Number	Check Number	Payee	Type
AP16-0079	Wells Fargo	3013216795	6307	Chavez Security	Accounts Payable
Vendor	PO Number	Invoice #	Account Code	Description	Amount
Chavez Security	NMSA16-0330	2016 05 06	11000-2400-55915-0000-509001	Security for Graduation Ceremonies	\$ 189.00
Chavez Security	NMSA16-0330	2016 05 06	11000-2400-55915-0000-509001	Tax	\$ 15.71
Subtotal					\$ 204.71
Voucher Number	Bank Name	Account Number	Check Number	Payee	Type
AP16-0079	Wells Fargo	3013216795	6308	Crites, Robert Eric	Accounts Payable
Vendor	PO Number	Invoice #	Account Code	Description	Amount
Crites, Robert Eric	NMSA16-0335	5/13/2016	11000-2400-55813-0000-509001	Travel reimbursement to attend NMACES Job Fair at North Valley Academy - 5/11/2016	\$ 54.28
Subtotal					\$ 54.28
Voucher Number	Bank Name	Account Number	Check Number	Payee	Type
AP16-0079	Wells Fargo	3013216795	6309	Gonzalez, Cristina	Accounts Payable
Vendor	PO Number	Invoice #	Account Code	Description	Amount
Gonzalez, Cristina	NMSA16-0337	23608	11000-2400-56118-0000-509001	Reimbursement for framing of graduation gift.	\$ 80.91
Subtotal					\$ 80.91
Voucher Number	Bank Name	Account Number	Check Number	Payee	Type
AP16-0079	Wells Fargo	3013216795	6310	Hayre, Susan	Accounts Payable
Vendor	PO Number	Invoice #	Account Code	Description	Amount
Hayre, Susan	NMSA16-0280	052716	11000-2100-53414-0000-509001	Counseling Services April 4, 2016 - May 27, 2016. Also Includes two training days between March 13th	\$ 2,000.00
Hayre, Susan	NMSA16-0280	052716	11000-2100-53414-0000-509001	Tax	\$ 166.25
Subtotal					\$ 2,166.25
Voucher Number	Bank Name	Account Number	Check Number	Payee	Type
AP16-0079	Wells Fargo	3013216795	6311	Institute for Applied Neuroscience	Accounts Payable
Vendor	PO Number	Invoice #	Account Code	Description	Amount
Institute for Applied Neuroscienc	NMSA16-0336	2016-01-NMSA	24154-1000-53330-1010-509001	Two-day Intensive Science of Learning teacher training retreat, May 31 - June 1, 2016, with Dr. Melina U	\$ 7,900.00
Subtotal					\$ 7,900.00
Voucher Number	Bank Name	Account Number	Check Number	Payee	Type
AP16-0079	Wells Fargo	3013216795	6312	Julie Dougherty-Hanna	Accounts Payable
Vendor	PO Number	Invoice #	Account Code	Description	Amount
Julie Dougherty-Hanna	NMSA16-0354	2016 05 27	21000-0000-41603-0000-509001	Reimburse parent for - Erin Hanna Lunch credit balance.	\$ 117.20
Subtotal					\$ 117.20
Voucher Number	Bank Name	Account Number	Check Number	Payee	Type
AP16-0079	Wells Fargo	3013216795	6313	Kate Chavez	Accounts Payable
Vendor	PO Number	Invoice #	Account Code	Description	Amount
Kate Chavez	NMSA16-0340		11000-2400-56118-0000-509001	Reimbursement for Water and Snacks for Graduation Ceremonies.	\$ 53.59
Subtotal					\$ 53.59
Voucher Number	Bank Name	Account Number	Check Number	Payee	Type
AP16-0079	Wells Fargo	3013216795	6314	Learning Ally	Accounts Payable
Vendor	PO Number	Invoice #	Account Code	Description	Amount
Learning Ally	NMSA16-0341	47387	14000-1000-56111-1010-509001	On-line book access - Membership Renewal 7/1/2016 - 6/30/2017	\$ 987.00
Subtotal					\$ 987.00
Voucher Number	Bank Name	Account Number	Check Number	Payee	Type
AP16-0079	Wells Fargo	3013216795	6315	Lights Camera Action Photo Booth Rental	Accounts Payable
Vendor	PO Number	Invoice #	Account Code	Description	Amount
Lights Camera Action Photo Boc	NMSA16-0334	2016 04 26	99001-1000-56118-1010-509001	Photo Booth Rental for Prom	\$ 387.50
Subtotal					\$ 387.50
Voucher Number	Bank Name	Account Number	Check Number	Payee	Type

Begin Date: 6/1/2016; End Date: 6/30/2016; Check Type: Accounts Payable; Payee: <All>; Bank: <All>; Accounting Cycle: FY2016; Limit Results to This Cycle: Yes; Account Code Expression: ([Fund] >= '11000'); Show Detail by Voucher: Yes

Voucher Number	Bank Name	Account Number	Check Number	Payee	Type
AP16-0079	Wells Fargo	3013216795	6316	Millennial Maids, LLC	Accounts Payable
Vendor	PO Number	Invoice #	Account Code	Description	Amount
A-1 Communications Supply Co	PO16-0001	0000349	11000-2600-54312-0000-509001	Commercial Cleaning Services (5 days per week)	\$ 4,000.00
A-1 Communications Supply Co	PO16-0001	0000349	11000-2600-54312-0000-509001	Tax	\$ 327.60
Subtotal					\$ 4,327.60
AP16-0079	Wells Fargo	3013216795	6317	New Mexico Gas Company	Accounts Payable
Vendor	PO Number	Invoice #	Account Code	Description	Amount
New Mexico Gas Company	NMSA16-0011	5/24/2016	11000-2600-54412-0000-509001	Gas Services for month of May	\$ 558.34
Subtotal					\$ 558.34
AP16-0079	Wells Fargo	3013216795	6318	New Mexico School for the Arts - Art Institute	Accounts Payable
Vendor	PO Number	Invoice #	Account Code	Description	Amount
New Mexico School for the Arts - NMSA16-0353	052516		11000-0000-41702-0000-509001	Reimburse Arts Institute for CCD payment issued to NMSA for Dorm Fees in error on 9/4/2015	\$ 300.00
Subtotal					\$ 300.00
AP16-0079	Wells Fargo	3013216795	6319	Office Depot	Accounts Payable
Vendor	PO Number	Invoice #	Account Code	Description	Amount
Office Depot	NMSA16-0323	838212940001	11000-1000-56118-1010-509001	Discount	\$ (29.32)
Office Depot	NMSA16-0323	838212940001	11000-1000-56118-1010-509001	HP78A Toner - Black	\$ 238.14
Office Depot	NMSA16-0323	838212940001	11000-2400-56118-0000-509001	Ball point stick pens	\$ 7.29
Office Depot	NMSA16-0323	838212940001	11000-2400-56118-0000-509001	Canned Air	\$ 10.69
Office Depot	NMSA16-0323	838212940001	11000-2400-56118-0000-509001	Copy Paper	\$ 82.50
Office Depot	NMSA16-0323	838212940001	11000-2400-56118-0000-509001	Discount	\$ (14.29)
Office Depot	NMSA16-0323	838212940001	11000-2400-56118-0000-509001	Electric Pencil Sharpener	\$ 15.53
Office Depot	NMSA16-0343	841402297001	11000-2400-56118-0000-509001	CD-R Printable Discs	\$ 26.99
Office Depot	NMSA16-0343	841402297001	11000-2400-56118-0000-509001	Sheet Protectors	\$ 16.90
Office Depot	NMSA16-0343	841402297001	11000-2400-56118-0000-509001	Toner Cartridge - Black	\$ 66.99
Office Depot	NMSA16-0343	841402297001	11000-2500-56118-0000-509001	Copy Paper	\$ 27.50
Subtotal					\$ 448.92
AP16-0079	Wells Fargo	3013216795	6320	Paper Tiger	Accounts Payable
Vendor	PO Number	Invoice #	Account Code	Description	Amount
Paper Tiger	NMSA16-0338	120815	11000-2400-56118-0000-509001	Program printing for graduation	\$ 447.12
Subtotal					\$ 447.12
AP16-0079	Wells Fargo	3013216795	6321	Preventive Pest Control	Accounts Payable
Vendor	PO Number	Invoice #	Account Code	Description	Amount
Preventive Pest Control	NMSA16-0070	NM2036581	11000-2600-55915-0000-509001	Quarterly Pest Control	\$ 212.23
Subtotal					\$ 212.23
AP16-0079	Wells Fargo	3013216795	6322	Santa Fe Public Schools	Accounts Payable
Vendor	PO Number	Invoice #	Account Code	Description	Amount
Santa Fe Public Schools	NMSA16-0074	11881	11000-2700-55914-0000-509001	Student Transportation Services for FY15/16.	\$ 130.00
Santa Fe Public Schools	NMSA16-0074	12174	11000-2700-55914-0000-509001	Student Transportation Services for FY15/16.	\$ 130.00
Subtotal					\$ 260.00
AP16-0080	Wells Fargo	3013216795	6324	Chavez, Joey	Accounts Payable
Vendor	PO Number	Invoice #	Account Code	Description	Amount
Chavez, Joey	NMSA16-0299	05 16 2016	99001-1000-56118-1010-509001	Reimbursement for Decorations and DJ for Prom	\$ 356.00
Subtotal					\$ 356.00
AP16-0081	Wells Fargo	3013216795	6325	New Mexico School for the Arts - Art Institute	Accounts Payable
Vendor	PO Number	Invoice #	Account Code	Description	Amount
New Mexico School for the Arts - NMSA16-0356	6/1/2016		99010-1000-56118-1010-509001	Transfer of funds for Haiti funds deposits that should have been processed through the Arts Institute	\$ 10,455.00
Subtotal					\$ 10,455.00
AP16-0082	Wells Fargo	3013216795	6327	Aragon, Eduardo	Accounts Payable
Vendor	PO Number	Invoice #	Account Code	Description	Amount
Aragon, Eduardo	NMSA16-0035	2016 05 31	11000-2600-54312-0000-509001	Hours of groundskeeping	\$ 480.00
Subtotal					\$ 480.00
AP16-0082	Wells Fargo	3013216795	6328	New Mexico Charter School Education Services Association	Accounts Payable
Vendor	PO Number	Invoice #	Account Code	Description	Amount
New Mexico Charter School Edu	NMSA16-0048	903	11000-2500-53414-0000-509001	Business Manager Services	\$ 7,500.00
New Mexico Charter School Edu	NMSA16-0048	903	11000-2500-53414-0000-509001	Tax	\$ 539.06
Subtotal					\$ 8,039.06
AP16-0082	Wells Fargo	3013216795	6329	Biblio Inc	Accounts Payable
Vendor	PO Number	Invoice #	Account Code	Description	Amount

Begin Date: 6/1/2016; End Date: 6/30/2016; Check Type: Accounts Payable; Payee: <All>; Bank: <All>; Accounting Cycle: FY2016; Limit Results to This Cycle: Yes; Account Code Expression: ([Fund] >= '11000'); Show Detail by Voucher: Yes

Biblio Inc	NMSA16-0295	1005-7535556	14000-1000-56111-1010-50900	Shipping	\$	3.95
Biblio Inc	NMSA16-0295	1005-7535556	14000-1000-56111-1010-50900	The New Grove Dictionary of Music and Musicians: 29 Volumes Author: Stanley Sadie	\$	220.82
Biblio Inc	NMSA16-0295	1005-7535556	27107-2200-56114-0000-50900	The New Grove Dictionary of Music and Musicians: 29 Volumes Author: Stanley Sadie	\$	857.18
Subtotal					\$	1,081.95

Voucher Number	Bank Name	Account Number	Check Number	Payee	Type	Amount
AP16-0082	Wells Fargo	3013216795	6330	Brady Industries	Accounts Payable	
Vendor	PO Number	Invoice #	Account Code	Description		Amount
Brady Industries		NMSA16-0352 5110975	11000-2600-56118-0000-50900	38x58 Trash Liner	\$	29.96
Brady Industries		NMSA16-0352 5110975	11000-2600-56118-0000-50900	Bath Tissue	\$	37.62
Brady Industries		NMSA16-0352 5110975	11000-2600-56118-0000-50900	Hand Soap	\$	27.78
Brady Industries		NMSA16-0352 5110975	11000-2600-56118-0000-50900	Towel - Roll	\$	35.59
Brady Industries		NMSA16-0352 5110975	11000-2600-56118-0000-50900	Urinal Screen w/Block	\$	11.40
Subtotal					\$	142.35

Voucher Number	Bank Name	Account Number	Check Number	Payee	Type	Amount
AP16-0082	Wells Fargo	3013216795	6331	CenturyLink	Accounts Payable	
Vendor	PO Number	Invoice #	Account Code	Description		Amount
CenturyLink		NMSA16-0020 6/4/2016	11000-2600-54416-0000-50900	Alarm Line Service	\$	137.64
Subtotal					\$	137.64

Voucher Number	Bank Name	Account Number	Check Number	Payee	Type	Amount
AP16-0082	Wells Fargo	3013216795	6332	City of Santa Fe - Water	Accounts Payable	
Vendor	PO Number	Invoice #	Account Code	Description		Amount
City of Santa Fe - Water		NMSA16-0057 5/26/2016	11000-2600-54415-0000-50900	Water & Sewer - May	\$	885.65
Subtotal					\$	885.65

Voucher Number	Bank Name	Account Number	Check Number	Payee	Type	Amount
AP16-0082	Wells Fargo	3013216795	6333	Comcast	Accounts Payable	
Vendor	PO Number	Invoice #	Account Code	Description		Amount
Comcast		NMSA16-0009 6/1/2016	11000-2600-54416-0000-50900	Monthly Internet - 908369067	\$	432.92
Subtotal					\$	432.92

Voucher Number	Bank Name	Account Number	Check Number	Payee	Type	Amount
AP16-0082	Wells Fargo	3013216795	6334	Ideal NM	Accounts Payable	
Vendor	PO Number	Invoice #	Account Code	Description		Amount
Ideal NM		NMSA16-0274 Spring 16-2	11000-1000-53760-1010-50900	PO #16-0064 was closed in error. Online Course Registration Fees for Students . Students pay for cour:	\$	800.00
Subtotal					\$	800.00

Voucher Number	Bank Name	Account Number	Check Number	Payee	Type	Amount
AP16-0082	Wells Fargo	3013216795	6335	Learning Center of Tesuque Hills, LLC	Accounts Payable	
Vendor	PO Number	Invoice #	Account Code	Description		Amount
Learning Center of Tesuque Hills		NMSA16-0145 2016 06 01	24106-2100-53211-2000-50900	Diagnostic Services	\$	600.00
Learning Center of Tesuque Hills		NMSA16-0145 2016 06 01	24106-2100-53211-2000-50900	Tax	\$	42.00
Subtotal					\$	642.00

Voucher Number	Bank Name	Account Number	Check Number	Payee	Type	Amount
AP16-0082	Wells Fargo	3013216795	6336	Mathews Fox, P.C.	Accounts Payable	
Vendor	PO Number	Invoice #	Account Code	Description		Amount
Mathews Fox, P.C.		PO15-0018 13628	11000-2300-53413-0000-50900	Legal Fees	\$	388.00
Mathews Fox, P.C.		PO15-0018 13628	11000-2300-53413-0000-50900	Tax	\$	32.25
Subtotal					\$	420.25

Voucher Number	Bank Name	Account Number	Check Number	Payee	Type	Amount
AP16-0082	Wells Fargo	3013216795	6337	McGuiness, Gayle	Accounts Payable	
Vendor	PO Number	Invoice #	Account Code	Description		Amount
McGuiness, Gayle		NMSA16-0247 2016 05 27	11000-2400-56118-0000-50900	Reimbursement for Certified/Registered Mailings	\$	13.41
McGuiness, Gayle		NMSA16-0247 2016 06 03	11000-2400-56118-0000-50900	Reimbursement for Certified/Registered Mailings	\$	22.95
McGuiness, Gayle		NMSA16-0247 2016 06 08	11000-2400-56118-0000-50900	Reimbursement for Certified/Registered Mailings	\$	27.20
McGuiness, Gayle		NMSA16-0247 2016 06 10	11000-2400-56118-0000-50900	Reimbursement for Certified/Registered Mailings	\$	6.68
Subtotal					\$	70.24

Voucher Number	Bank Name	Account Number	Check Number	Payee	Type	Amount
AP16-0082	Wells Fargo	3013216795	6338	Office Depot	Accounts Payable	
Vendor	PO Number	Invoice #	Account Code	Description		Amount
Office Depot		NMSA16-0343 841402297002	11000-2400-56118-0000-50900	Lexar Jump Drive 8GB	\$	22.30
Office Depot		NMSA16-0357 843851125001	11000-2400-56118-0000-50900	Copy Paper	\$	55.00
Office Depot		NMSA16-0357 843851125001	11000-2400-56118-0000-50900	Toner Cartridge - Black	\$	66.99
Office Depot		NMSA16-0357 843851125001	11000-2400-56118-0000-50900	Toner Cartridge - Cyan	\$	84.99
Office Depot		NMSA16-0357 843851125001	11000-2400-56118-0000-50900	Toner Cartridge - Magenta	\$	84.99
Office Depot		NMSA16-0357 843851125001	11000-2400-56118-0000-50900	Toner Cartridge - Yellow	\$	84.99
Subtotal					\$	399.26

Voucher Number	Bank Name	Account Number	Check Number	Payee	Type	Amount
AP16-0082	Wells Fargo	3013216795	6339	Payne, Carter	Accounts Payable	
Vendor	PO Number	Invoice #	Account Code	Description		Amount
Payne, Carter		NMSA16-0360 1234	11000-2400-53711-0000-50900	Hearing Officer Fee	\$	250.00
Subtotal					\$	250.00

Voucher Number	Bank Name	Account Number	Check Number	Payee	Type	Amount
AP16-0082	Wells Fargo	3013216795	6340	PNM	Accounts Payable	
Vendor	PO Number	Invoice #	Account Code	Description		Amount

Begin Date: 6/1/2016; End Date: 6/30/2016; Check Type: Accounts Payable; Payee: <All>; Bank: <All>; Accounting Cycle: FY2016; Limit Results to This Cycle: Yes; Account Code Expression: ([Fund] >= '11000'); Show Detail by Voucher: Yes

PNM	NMSA16-0023	6/23/2016	11000-2600-54411-0000-509001	Monthly Billing for Parking Lot Lighting	\$	9.62
PNM	NMSA16-0046	6/17/2016	11000-2600-54411-0000-509001	Electricity - May	\$	1,123.17

Subtotal \$ **1,132.79**

Voucher Number	Bank Name	Account Number	Check Number	Payee	Type
AP16-0082	Wells Fargo	3013216795	6341	Star2Star Communications	Accounts Payable

Vendor	PO Number	Invoice #	Account Code	Description	Amount
Star2Star Communications	NMSA16-0024	SUB00330210	11000-2600-54416-0000-509001	Monthly Services - Starling communication services	\$ 290.65

Subtotal \$ **290.65**

Voucher Number	Bank Name	Account Number	Check Number	Payee	Type
AP16-0082	Wells Fargo	3013216795	6342	Verizon Wireless	Accounts Payable

Vendor	PO Number	Invoice #	Account Code	Description	Amount
Verizon Wireless	NMSA16-0025	9765851074	11000-2600-54416-0000-509001	monthly cell phone	\$ 89.03

Subtotal \$ **89.03**

Voucher Number	Bank Name	Account Number	Check Number	Payee	Type
AP16-0083	Wells Fargo	3013216795	6344	Albuquerque Publishing Co.	Accounts Payable

Vendor	PO Number	Invoice #	Account Code	Description	Amount
Albuquerque Publishing Co.	NMSA16-0327	10001286529-0508	11000-2500-55400-0000-509001	Job Openings Advertisement - 7 days online	\$ 225.30
Albuquerque Publishing Co.	NMSA16-0327	10001286529-0508	11000-2500-55400-0000-509001	Tax	\$ 16.19

Subtotal \$ **241.49**

Voucher Number	Bank Name	Account Number	Check Number	Payee	Type
AP16-0083	Wells Fargo	3013216795	6345	New Mexico Charter School Education Services Association	Accounts Payable

Vendor	PO Number	Invoice #	Account Code	Description	Amount
New Mexico Charter School Edu	NMSA16-0048	1432-NMSA	11000-2500-53414-0000-509001	Business Manager Services	\$ 7,500.00
New Mexico Charter School Edu	NMSA16-0048	1432-NMSA	11000-2500-53414-0000-509001	Tax	\$ 539.06

Subtotal \$ **8,039.06**

Voucher Number	Bank Name	Account Number	Check Number	Payee	Type
AP16-0083	Wells Fargo	3013216795	6346	Comcast	Accounts Payable

Vendor	PO Number	Invoice #	Account Code	Description	Amount
Comcast	NMSA16-0009	6/11/2016	11000-2600-54416-0000-509001	Monthly Internet - 8497-95-025-0762993	\$ 156.89

Subtotal \$ **156.89**

Voucher Number	Bank Name	Account Number	Check Number	Payee	Type
AP16-0083	Wells Fargo	3013216795	6347	McGuiness, Gayle	Accounts Payable

Vendor	PO Number	Invoice #	Account Code	Description	Amount
McGuiness, Gayle	NMSA16-0342	NSLP = 2016 06 15	11000-2400-55813-0000-509001	Travel reimbursement to Attend Lunch Director Training in Albuquerque on 6/15/2016	\$ 60.26

Subtotal \$ **60.26**

Voucher Number	Bank Name	Account Number	Check Number	Payee	Type
AP16-0083	Wells Fargo	3013216795	6348	McKinley, Melanie	Accounts Payable

Vendor	PO Number	Invoice #	Account Code	Description	Amount
McKinley, Melanie	NMSA16-0325	114-7782980-5174637	14000-1000-56118-1010-509001	Reimburse for purchase of TI-30X calculators.	\$ 146.70
McKinley, Melanie	NMSA16-0325	114-7522844-1681065	14000-1000-56118-1010-509001	Texas Instruments Calculator Teachers Kit	\$ 347.97

Subtotal \$ **494.67**

Voucher Number	Bank Name	Account Number	Check Number	Payee	Type
AP16-0083	Wells Fargo	3013216795	6349	Millennial Maids, LLC	Accounts Payable

Vendor	PO Number	Invoice #	Account Code	Description	Amount
A-1 Communications Supply Co	PO16-0001	1973	11000-2600-54312-0000-509001	Commercial Cleaning Services (5 days per week)	\$ 4,000.00
A-1 Communications Supply Co	PO16-0001	1973	11000-2600-54312-0000-509001	Tax	\$ 327.60

Subtotal \$ **4,327.60**

Voucher Number	Bank Name	Account Number	Check Number	Payee	Type
AP16-0083	Wells Fargo	3013216795	6350	Pacific Office Automation	Accounts Payable

Vendor	PO Number	Invoice #	Account Code	Description	Amount
Pacific Office Automation	NMSA16-0021	50411370	11000-1000-54630-1010-509001	Model #KONMIN/BH654e	\$ 754.38
Pacific Office Automation	NMSA16-0021	176346	11000-1000-55915-1010-509001	Excess Copies	\$ 1,081.59
Pacific Office Automation	NMSA16-0021	50411370	11000-2400-53711-0000-509001	Insurance Fee	\$ 24.27
Pacific Office Automation	NMSA16-0021	50411370	11000-2400-54630-0000-509001	Model #KONMIN/BH654e	\$ 188.59
Pacific Office Automation	NMSA16-0021	176346	11000-2400-55915-0000-509001	Excess Copies	\$ 270.40

Subtotal \$ **2,319.23**

Voucher Number	Bank Name	Account Number	Check Number	Payee	Type
AP16-0083	Wells Fargo	3013216795	6351	Paetec	Accounts Payable

Vendor	PO Number	Invoice #	Account Code	Description	Amount
Paetec	NMSA16-0037	59485382	11000-2600-54416-0000-509001	Internet Monthly Services	\$ 494.93

Subtotal \$ **494.93**

Voucher Number	Bank Name	Account Number	Check Number	Payee	Type
AP16-0083	Wells Fargo	3013216795	6352	Paper Tiger	Accounts Payable

Vendor	PO Number	Invoice #	Account Code	Description	Amount
Paper Tiger	NMSA16-0367	120815 b	11000-2400-56118-0000-509001	PO #0338 - closed in error. Balance due on Commencement Programs for Graduation May 2016	\$ 95.00

Subtotal \$ **95.00**

Voucher Number	Bank Name	Account Number	Check Number	Payee	Type
AP16-0083	Wells Fargo	3013216795	6353	Santa Fe Community College	Accounts Payable

Begin Date: 6/1/2016; End Date: 6/30/2016; Check Type: Accounts Payable; Payee: <All>; Bank: <All>; Accounting Cycle: FY2016; Limit Results to This Cycle: Yes; Account Code Expression: ((Fund) >= '11000') ; Show Detail by Voucher: Yes

Vendor	PO Number	Invoice #	Account Code	Description	Amount
Santa Fe Community College	PO15-0137	S0012006	11000-1000-56112-1010-509001	Dual Credit Class Books	\$ 160.85
Subtotal					\$ 160.85

Voucher Number	Bank Name	Account Number	Check Number	Payee	Type
AP16-0083	Wells Fargo	3013216795	6354	Santa Fe New Mexican	Accounts Payable

Vendor	PO Number	Invoice #	Account Code	Description	Amount
Santa Fe New Mexican	NMSA16-0326	10000165920-0508	11000-2500-55400-0000-509001	Job Openings Advertisement	\$ 536.15
Santa Fe New Mexican	NMSA16-0358	0000170093	11000-2500-55400-0000-509001	Line Ad - Faculty for 7 days	\$ 314.50
Santa Fe New Mexican	NMSA16-0358	0000170093	11000-2500-55400-0000-509001	Tax	\$ 26.14
Subtotal					\$ 876.79

Voucher Number	Bank Name	Account Number	Check Number	Payee	Type
AP16-0083	Wells Fargo	3013216795	6355	Santa Fe Public Schools	Accounts Payable

Vendor	PO Number	Invoice #	Account Code	Description	Amount
Santa Fe Public Schools	NMSA16-0074	11919	11000-2700-55914-0000-509001	Student Transportation Services for FY15/16.	\$ 130.00
Santa Fe Public Schools	NMSA16-0074	11998	11000-2700-55914-0000-509001	Student Transportation Services for FY15/16.	\$ 100.00
Subtotal					\$ 230.00

**NEW MEXICO SCHOOL FOR THE ARTS
FINANCIAL SUMMARY REPORT
APRIL 2016**

YTD FUND BALANCE

Fund #	Source	Beginning Fund Balance	YTD Revenue	YTD Expenditure	Net Increase/ (Decrease)	Fund Balance	Notes	Payroll Liabilities
11000	Operational	176,282.39	2,069,387.13	(1,967,904.58)	101,482.55	277,764.94		134,266.13
14000	Instructional Materials	384.57	15,011.98	(9,215.81)	5,796.17	6,180.74		
21000	Food Service	1,358.72	24,472.03	(20,146.24)	4,325.79	5,684.51		-
24101	Title I	(11,751.25)	33,473.06	(31,042.54)	2,430.52	(9,320.73)	Pending RfR - (A/R)	885.95
24106	IDEA-B	(4,021.99)	33,495.97	(46,123.44)	(12,627.47)	(16,649.46)	Pending RfR - (A/R)	5,298.26
24120	IDEA-B Risk Pool	(40.00)	40.00	(37.00)	3.00	(37.00)	Pending RfR - (A/R)	
24154	Title II	(40.88)	4,840.30	(13,365.63)	(8,525.33)	(8,566.21)	Pending RfR - (A/R)	
27103	Dual Credit	-	365.34	(365.34)	-	-	Pending RfR - (A/R)	
27107	GO Bond Library	-	-	(3,216.04)	(3,216.04)	(3,216.04)	Pending RfR - (A/R)	
27188	Incentive Pay	(61,505.66)	61,505.66	-	61,505.66	-		
27190	Incentive Pay Group	(9,559.63)	9,559.63	-	9,559.63	-		
29102	Private Grants	78,443.87	115,787.23	(113,531.26)	2,255.97	80,699.84		9,923.31
31200	Lease Assistance	(37,182.50)	145,135.25	(143,937.00)	1,198.25	(35,984.25)	Pending RfR for 4th quarter - (A/R)	
31400	Special Capital Outlay		-	(61,711.24)	(61,711.24)	(61,711.24)	Pending RfR - (A/R)	
31600	HB-33	-	106,554.19	(1,065.55)	105,488.64	105,488.64		
31700	SB-9	244,486.07	150,330.71	(41,977.43)	108,353.28	352,839.35		
31900	Educational Technology	28,309.00	-	(9,103.17)	(9,103.17)	19,205.83		
9XXXX	Student Activity Accounts	7,790.37	19,795.32	(18,210.98)	1,584.34	9,374.71		
TOTAL		\$ 412,953.08	\$ 2,789,753.80	\$ (2,480,953.25)	\$ 308,800.55	\$ 721,753.63		\$ 150,373.65

Liabilities 150,373.65
Total Cash on Hand \$ 872,127.28

**NEW MEXICO SCHOOL FOR THE ARTS
FINANCIAL SUMMARY REPORT
APRIL 2016**

YTD BUDGET

Fund #	Source	Total Estimated			YTD Budget	Notes	
		Current Budget	YTD Expenditure	Encumbrances	Expenditures		Balance
11000	Operational	2,239,077.00	(1,967,904.58)	(18,576.51)	(1,986,481.09)	252,595.91	
14000	Instructional Materials	15,397.00	(9,215.81)	-	(9,215.81)	6,181.19	
21000	Food Service	20,459.00	(20,146.24)	(259.30)	(20,405.54)	53.46	
24101	Title I	37,397.00	(31,042.54)	(1.46)	(31,044.00)	6,353.00	
24106	IDEA-B	52,810.00	(46,123.44)	(34.14)	(46,157.58)	6,652.42	
24120	IDEA-B Risk Pool	37.00	(37.00)	-	(37.00)	-	
24154	Title II	13,688.00	(13,365.63)	(110.82)	(13,476.45)	211.55	
27103	Dual Credit	366.00	(365.34)	-	(365.34)	0.66	
27107	GO Bond Library	6,745.00	(3,216.04)	-	(3,216.04)	3,528.96	
27188	Incentive Pay	64,143.00	-	-	-	64,143.00	
27190	Incentive Pay Group	32,702.00	-	-	-	32,702.00	
29102	Private Grants	118,232.00	(113,531.26)	(228.00)	(113,759.26)	4,472.74	
31200	Lease Assistance	143,937.00	(143,937.00)	-	(143,937.00)	-	
31400	Special Capital Outlay	310,000.00	(61,711.24)	-	(61,711.24)	248,288.76	
31600	HB-33	111,209.00	(1,065.55)	-	(1,065.55)	110,143.45	
31700	SB-9	397,296.00	(41,977.43)	-	(41,977.43)	355,318.57	
31900	Educational Technology	28,309.00	(9,103.17)	-	(9,103.17)	19,205.83	
9XXXX	Student Activity Accounts	27,586.00	(18,210.98)	(5,266.00)	(23,476.98)	4,109.02	
TOTAL		\$ 3,619,390.00	\$ (2,480,953.25)	\$ (24,476.23)	\$ (2,505,429.48)	\$ 1,113,960.52	

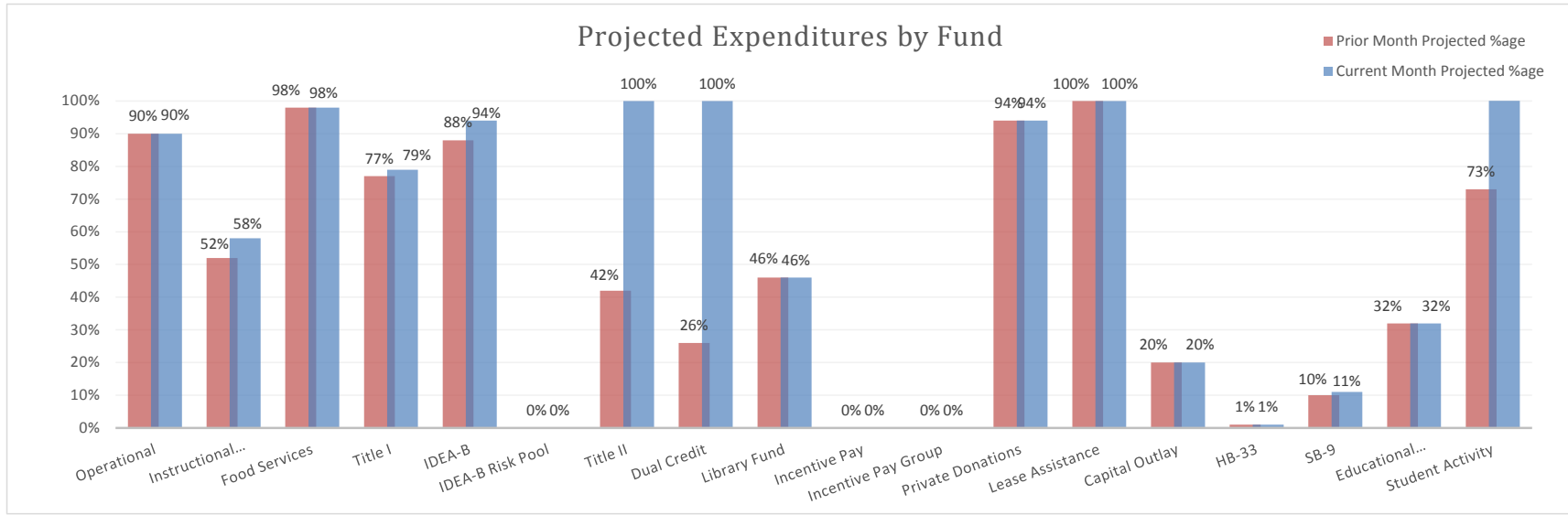
**NEW MEXICO SCHOOL FOR THE ARTS
FINANCIAL SUMMARY REPORT
APRIL 2016**

FORECAST

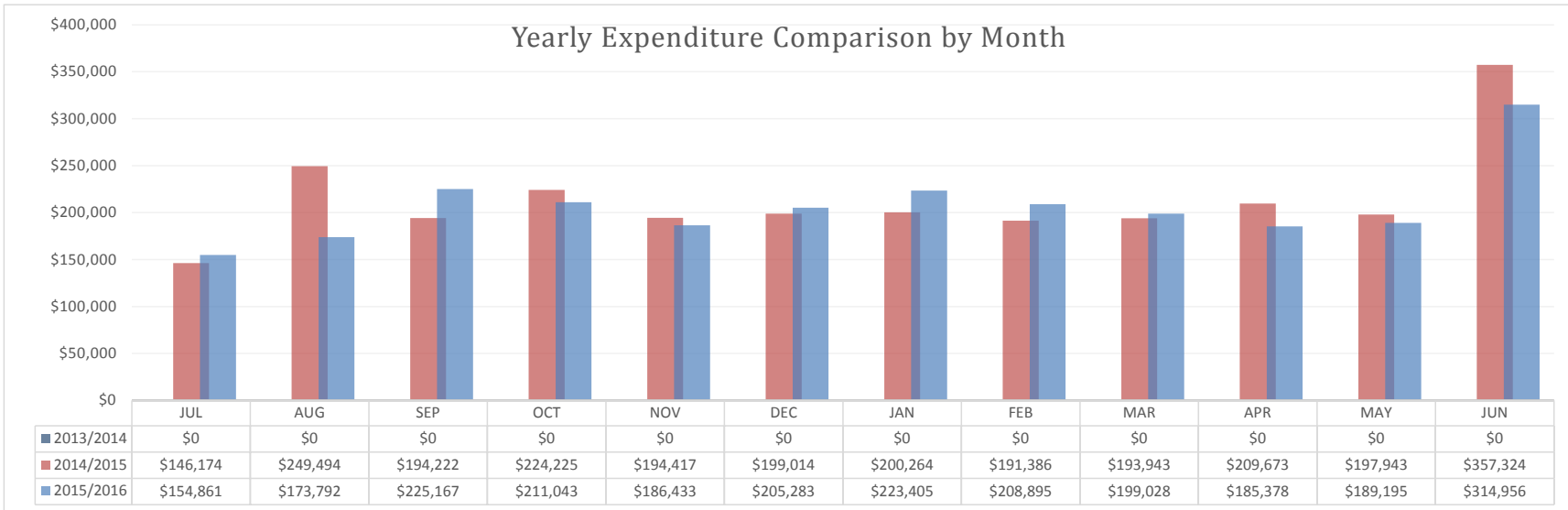
Fund #	Source	Additional Revenue	Cumulative Revenue	Additional Expenditures	Cumulative Expenditures	Net Increase/ (Decrease)	Ending Fund Balance	%age of Revenue	Notes
11000	Operational		2,069,387.13		(1,986,481.09)	82,906.04	259,188.43	12.66%	
14000	Instructional Materials		15,011.98		(9,215.81)	5,796.17	6,180.74	0%	
21000	Food Service		24,472.03		(20,405.54)	4,066.49	5,425.21	0%	
24101	Title I								
24106	IDEA-B								
24120	IDEA-B Risk Pool								
24154	Title II								
27103	Dual Credit								
27107	GO Bond Library								
27188	Incentive Pay								
27190	Incentive Pay Group								
29102	Private Grants		115,787.23		(113,759.26)	2,027.97	80,471.84		
31200	Lease Assistance								
31400	Special Capital Outlay								
31600	HB-33		106,554.19		(1,065.55)	105,488.64	105,488.64	5%	
31700	SB-9		150,330.71		(41,977.43)	108,353.28	352,839.35	17%	
31900	Educational Technology		-		(9,103.17)	(9,103.17)	19,205.83	1%	
9XXXX	Student Activity Accounts								
TOTAL		\$ -	\$ 2,481,543.27	\$ -	\$ (2,182,007.85)	\$ 299,535.42	\$ 828,800.04		

Funds expected to have ending fund balance. Other funds are on reimbursement basis and should zero-out.

New Mexico School for the Arts Expenditure Analytical Review As of June 30, 2016

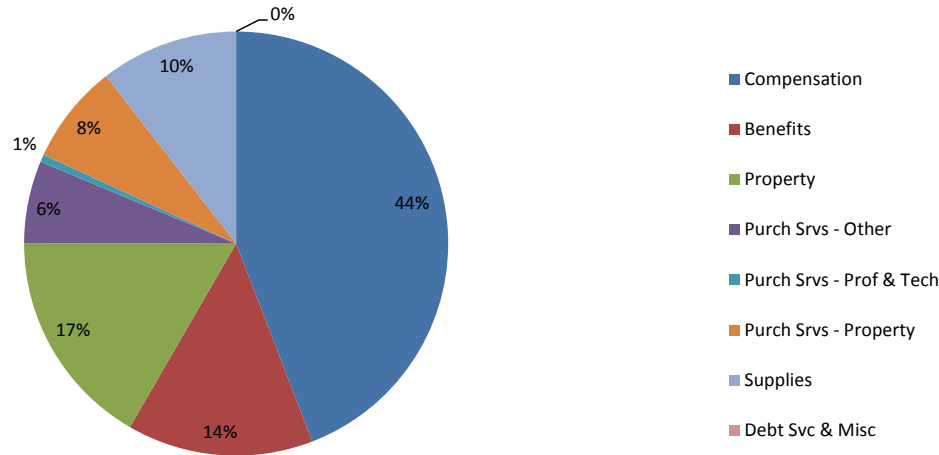


Note: Operational will supplement Food Services fund. IDEA-B carryover will be used to cover budget overage and Private Grants will increase budget for fund balance carryove by next month's report.



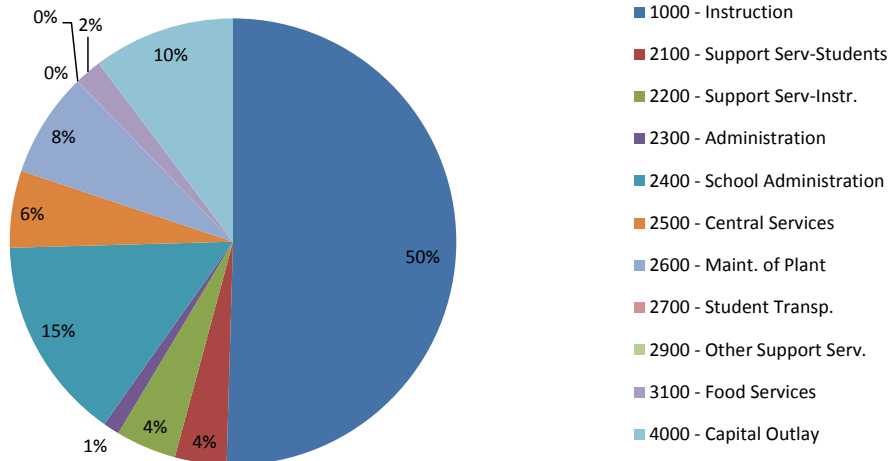
New Mexico School for the Arts Expenditure Analytical Review As of June 30, 2016

2015 Exp YTD & Enc by Object Code



Compensation: amounts paid to permanent and temporary employees.
Benefits: medical, dental, vision, disability, unemployment, etc.
Purch Svcs - Prof & Tech: ancillary, training, auditors, attorneys, accounting.
Purch Svcs - Property: maintenance & repair, utilities, lease, etc.
Purch Svcs - Other: liability insurance, advertising, travel, non-professional services.
Supplies: office, testing, textbook, food, software, etc.
Property: fixed assets, property purchase.
Debt Svc & Misc: penalties, emergency reserve, etc.

2015 Exp YTD & Enc by Function



1000 - Instruction: direct classroom related expenditures.
2100 - Support Services - Student: special education, school counselor, attendance, student records.
2200 - Support Services - Instruction: testing and library
2300 - Administration: auditors, legal, and governance council
2400 - School Administration: principal's office
2500 - Central Services: business office and administrative technology
2600 - Operation & Maintenance: custodial, maintenance, security, and safety
3100 - Food Services: food services operations
4000 - Capital: Lease Assistance, HB-33, and SB-9 allocations.

Note:

Cycle: FY2016; Begin Date: 6/1/2016; End Date: 6/30/2016; Account Type: Revenue; Subtotal Elements: Fund; Filter: ([Fund] >= '11000'); Subtotal By Account Type: No

Account Code	Description	Actual (Date Range)	Budget (YTD)	Actual (YTD)	Encumbrance (YTD)	Available (YTD)	% of Budget
11000-0000-41702-0000-509001-0000-000	Fees - Educational	\$ (2,061.28)	\$ (7,116.00)	\$ (11,559.99)	\$ -	\$ 4,443.99	162.45
11000-0000-41910-0000-509001-0000-000	Rentals	\$ (850.00)	\$ (1,000.00)	\$ (1,925.00)	\$ -	\$ 925.00	192.50
11000-0000-41920-0000-509001-0000-000	Contributions/Donations - Private Sources (\$ -	\$ -	\$ (236.42)	\$ -	\$ 236.42	0.00
11000-0000-41980-0000-509001-0000-000	Refund of Prior Year's Expenditures	\$ (1,798.00)	\$ -	\$ (1,798.00)	\$ -	\$ 1,798.00	0.00
11000-0000-43101-0000-509001-0000-000	State Equalization Guarantee	\$ (189,003.07)	\$ (2,047,178.00)	\$ (2,047,179.07)	\$ -	\$ 1.07	100.00
11000-0000-46100-0000-509001-0000-000	Access Board (e-Rate)	\$ -	\$ (7,500.00)	\$ (6,688.65)	\$ -	\$ (811.35)	89.18
Subtotal of Element: [Fund] 11000 - Operational		\$ (193,712.35)	\$ (2,062,794.00)	\$ (2,069,387.13)	\$ -	\$ 6,593.13	100.32
14000-0000-43211-0000-509001-0000-000	Instructional Materials - Cash	\$ -	\$ (15,012.00)	\$ (15,011.98)	\$ -	\$ (0.02)	99.99
Subtotal of Element: [Fund] 14000 - Instructional Materials		\$ -	\$ (15,012.00)	\$ (15,011.98)	\$ -	\$ (0.02)	100.00
21000-0000-41603-0000-509001-0000-000	Fees - Adults/Food Services	\$ 98.45	\$ (1,100.00)	\$ (111.55)	\$ -	\$ (988.45)	10.14
21000-0000-41604-0000-509001-0000-000	Fees - Students/Food Services	\$ (1,707.80)	\$ (2,000.00)	\$ (9,581.95)	\$ -	\$ 7,581.95	479.09
21000-0000-44500-0000-509001-0000-000	Restricted Grants - Federal Flow-through	\$ (2,956.58)	\$ (16,000.00)	\$ (14,778.53)	\$ -	\$ (1,221.47)	92.36
Subtotal of Element: [Fund] 21000 - Food Services		\$ (4,565.93)	\$ (19,100.00)	\$ (24,472.03)	\$ -	\$ 5,372.03	128.13
24101-0000-44500-0000-509001-0000-000	Restricted Grants - Federal Flow-through	\$ (13,414.86)	\$ (37,397.00)	\$ (33,473.06)	\$ -	\$ (3,923.94)	89.50
Subtotal of Element: [Fund] 24101 - Title I - IASA		\$ (13,414.86)	\$ (37,397.00)	\$ (33,473.06)	\$ -	\$ (3,923.94)	89.51
24106-0000-44500-0000-509001-0000-000	Restricted Grants - Federal Flow-through	\$ -	\$ (52,810.00)	\$ (33,495.97)	\$ -	\$ (19,314.03)	63.42
Subtotal of Element: [Fund] 24106 - Entitlement IDEA-B		\$ -	\$ (52,810.00)	\$ (33,495.97)	\$ -	\$ (19,314.03)	63.43
24120-0000-44500-0000-509001-0000-000	Restricted Grants - Federal Flow-through	\$ -	\$ (37.00)	\$ (40.00)	\$ -	\$ 3.00	108.10
Subtotal of Element: [Fund] 24120 - IDEA-B "Risk Pool"		\$ -	\$ (37.00)	\$ (40.00)	\$ -	\$ 3.00	108.11
24154-0000-44500-0000-509001-0000-000	Restricted Grants - Federal Flow-through	\$ -	\$ (13,688.00)	\$ (4,840.30)	\$ -	\$ (8,847.70)	35.36
Subtotal of Element: [Fund] 24154 - Teacher/Principal Training & Recruiting		\$ -	\$ (13,688.00)	\$ (4,840.30)	\$ -	\$ (8,847.70)	35.36
27103-0000-43202-0000-509001-0000-000	State Flow-through Grant	\$ -	\$ (366.00)	\$ (365.34)	\$ -	\$ (0.66)	99.81
Subtotal of Element: [Fund] 27103 - Dual Credit		\$ -	\$ (366.00)	\$ (365.34)	\$ -	\$ (0.66)	99.82
27107-0000-43202-0000-509001-0000-000	State Flow-through Grant	\$ -	\$ (3,528.00)	\$ -	\$ -	\$ (3,528.00)	0.00
27107-0000-43204-0000-509001-0000-000	Prior Year Balances	\$ -	\$ (2,501.00)	\$ -	\$ -	\$ (2,501.00)	0.00
Subtotal of Element: [Fund] 27107 - 2012 GOBond Student Library SB-66		\$ -	\$ (6,029.00)	\$ -	\$ -	\$ (6,029.00)	0.00

Cycle: FY2016; Begin Date: 6/1/2016; End Date: 6/30/2016; Account Type: Revenue; Subtotal Elements: Fund; Filter: ([Fund] >= '11000'); Subtotal By Account Type: No

Account Code	Description	Actual (Date Range)	Budget (YTD)	Actual (YTD)	Encumbrance (YTD)	Available (YTD)	% of Budget
27118-0000-43202-0000-509001-0000-000	State Flow-through Grant	\$ -	\$ (64,143.00)	\$ -	\$ -	\$ (64,143.00)	0.00
Subtotal of Element: [Fund] 27118 - Teacher and School Leader Incentive Pay		\$ -	\$ (64,143.00)	\$ -	\$ -	\$ (64,143.00)	0.00
27188-0000-43202-0000-509001-0000-000	State Flow-through Grant	\$ -	\$ -	\$ (61,505.66)	\$ -	\$ 61,505.66	0.00
Subtotal of Element: [Fund] 27188 - Teacher and School Leader Incentive Pay		\$ -	\$ -	\$ (61,505.66)	\$ -	\$ 61,505.66	0.00
27190-0000-43202-0000-509001-0000-000	State Flow-through Grant	\$ -	\$ (32,702.00)	\$ (9,559.63)	\$ -	\$ (23,142.37)	29.23
Subtotal of Element: [Fund] 27190 - Teacher and School Leader Incentive Pay Gro		\$ -	\$ (32,702.00)	\$ (9,559.63)	\$ -	\$ (23,142.37)	29.23
29102-0000-41921-0000-509001-0000-000	Instructional - Categorical	\$ -	\$ (107,715.00)	\$ (40,787.23)	\$ -	\$ (66,927.77)	37.86
29102-0000-41921-0000-509001-0000-010	Instructional - Categorical	\$ (75,000.00)	\$ -	\$ (75,000.00)	\$ -	\$ 75,000.00	0.00
Subtotal of Element: [Fund] 29102 - Private Dir Grants (Categorical)		\$ (75,000.00)	\$ (107,715.00)	\$ (115,787.23)	\$ -	\$ 8,072.23	107.49
31200-0000-43209-0000-509001-0000-000	PSCOC Awards	\$ (35,984.25)	\$ (143,937.00)	\$ (145,135.25)	\$ -	\$ 1,198.25	100.83
Subtotal of Element: [Fund] 31200 - Public School Capital Outlay		\$ (35,984.25)	\$ (143,937.00)	\$ (145,135.25)	\$ -	\$ 1,198.25	100.83
31400-0000-43202-0000-509001-0000-000	State Flow-through Grant	\$ -	\$ (100,000.00)	\$ -	\$ -	\$ (100,000.00)	0.00
31400-0000-43204-0000-509001-0000-000	Prior Year Balances	\$ -	\$ (210,000.00)	\$ -	\$ -	\$ (210,000.00)	0.00
Subtotal of Element: [Fund] 31400 - Special Capital Outlay-State		\$ -	\$ (310,000.00)	\$ -	\$ -	\$ (310,000.00)	0.00
31600-0000-41110-0000-509001-0000-000	Ad Valorem Taxes - School District	\$ (22,675.81)	\$ (111,209.00)	\$ (106,554.19)	\$ -	\$ (4,654.81)	95.81
Subtotal of Element: [Fund] 31600 - Campital Improvements HB-33		\$ (22,675.81)	\$ (111,209.00)	\$ (106,554.19)	\$ -	\$ (4,654.81)	95.81
31700-0000-41110-0000-509001-0000-000	Ad Valorem Taxes - School District	\$ (30,538.13)	\$ (148,278.00)	\$ (150,330.71)	\$ -	\$ 2,052.71	101.38
31700-0000-43202-0000-509001-0000-000	State Flow-through Grant	\$ -	\$ (4,532.00)	\$ -	\$ -	\$ (4,532.00)	0.00
Subtotal of Element: [Fund] 31700 - Capital Improvements SB-9		\$ (30,538.13)	\$ (152,810.00)	\$ (150,330.71)	\$ -	\$ (2,479.29)	98.38
99001-0000-41701-0000-509001-0000-000	Fees - Activities	\$ -	\$ (3,096.32)	\$ (5,080.32)	\$ -	\$ 1,984.00	164.07
Subtotal of Element: [Fund] 99001 - Student Council		\$ -	\$ (3,096.32)	\$ (5,080.32)	\$ -	\$ 1,984.00	164.08
99005-0000-41701-0000-509001-0000-000	Fees - Activities	\$ (800.00)	\$ (4,480.54)	\$ (4,260.00)	\$ -	\$ (220.54)	95.07
Subtotal of Element: [Fund] 99005 - Yearbook		\$ (800.00)	\$ (4,480.54)	\$ (4,260.00)	\$ -	\$ (220.54)	95.08
99006-0000-41701-0000-509001-0000-000	Fees - Activities	\$ -	\$ (109.14)	\$ -	\$ -	\$ (109.14)	0.00

Cycle: FY2016; Begin Date: 6/1/2016; End Date: 6/30/2016; Account Type: Revenue; Subtotal Elements: Fund; Filter: ([Fund] >= '11000') ; Subtotal By Account Type: No

Account Code	Description	Actual (Date Range)	Budget (YTD)	Actual (YTD)	Encumbrance (YTD)	Available (YTD)	% of Budget
Subtotal of Element: [Fund] 99006 - French Club		\$ -	\$ (109.14)	\$ -	\$ -	\$ (109.14)	0.00
99007-0000-41701-0000-509001-0000-000	Fees - Activities	\$ -	\$ (1,500.00)	\$ -	\$ -	\$ (1,500.00)	0.00
Subtotal of Element: [Fund] 99007 - GSA		\$ -	\$ (1,500.00)	\$ -	\$ -	\$ (1,500.00)	0.00
99010-0000-41701-0000-509001-0000-000	Fees - Activities	\$ -	\$ (508.00)	\$ (10,455.00)	\$ -	\$ 9,947.00	2058.07
Subtotal of Element: [Fund] 99010 - Service Learning & Global Citizenship Club		\$ -	\$ (508.00)	\$ (10,455.00)	\$ -	\$ 9,947.00	2,058.07
Total		\$ (376,691.33)	\$ (3,139,443.00)	\$ (2,789,753.80)	\$ -	\$ (349,689.20)	88.86

Cycle: FY2016; 1st Detail Element: Object; 1st Detail Level: Middle; 2nd Detail Element: None; 2nd Detail Level: None; 3rd Detail Element: None; 3rd Detail Level: None; 4th Detail Element: None; 4th Detail Level: None; 5th Detail Element: None; 5th Detail Level: None; Filter: ([Object] >= '51000') ; 1st Subtotal Element: Fund; 1st Subtotal Rollup Level: Lowest; 2nd Subtotal Element: Function; 2nd Subtotal Rollup Level: Lowest; 3rd Subtotal Element: None; 3rd Subtotal Rollup Level: None; 4th Subtotal Element: None; 4th Subtotal Rollup Level: None; 5th Subtotal Element: None; 5th Subtotal Rollup Level: None; Begin Date: 6/1/2016; End Date: 6/30/2016; Subtotal on Account Type: No; Include Encumbrances: Yes

Object	Actuals (Selected Range)	Adopted Budget	Current Budget	Actuals (YTD)	Encumbrances (YTD)	Available	% of Budget
51100 - Salaries Expense	\$ 118,409.45	\$ 722,138.00	\$ 780,756.00	\$ 771,318.81	\$ -	\$ 9,437.19	98.79
52111 - Educational Retirement	\$ 16,687.40	\$ 98,779.00	\$ 109,107.00	\$ 107,926.61	\$ 13.05	\$ 1,167.34	98.92
52112 - ERA - Retiree Health	\$ 2,401.09	\$ 14,213.00	\$ 15,747.00	\$ 15,529.25	\$ 1.92	\$ 215.83	98.62
52210 - FICA Payments	\$ 7,069.31	\$ 44,773.00	\$ 45,523.00	\$ 45,295.55	\$ 31.68	\$ 195.77	99.50
52220 - Medicare Payments	\$ 1,653.32	\$ 10,471.00	\$ 10,721.00	\$ 10,593.30	\$ 7.42	\$ 120.28	98.81
52311 - Health and Medical Premiums	\$ 8,530.13	\$ 87,615.00	\$ 77,115.00	\$ 70,823.22	\$ -	\$ 6,291.78	91.84
52312 - Life	\$ 89.32	\$ 787.00	\$ 1,027.00	\$ 782.04	\$ -	\$ 244.96	76.15
52313 - Dental	\$ 529.02	\$ 5,978.00	\$ 5,355.00	\$ 4,266.03	\$ -	\$ 1,088.97	79.66
52314 - Vision	\$ 87.48	\$ 1,108.00	\$ 1,108.00	\$ 800.95	\$ 6.30	\$ 300.75	72.29
52315 - Disability	\$ 240.94	\$ 1,831.00	\$ 1,831.00	\$ 1,651.80	\$ 0.02	\$ 179.18	90.21
52316 - Other Insurance	\$ -	\$ -	\$ 6.00	\$ 5.62	\$ -	\$ 0.38	93.67
52500 - Unemployment Compensation	\$ 1,426.97	\$ 20,683.00	\$ 17,070.00	\$ 16,983.34	\$ 2,689.98	\$ (2,603.32)	99.49
52710 - Workers Compensation Premium	\$ -	\$ 10,660.00	\$ 12,230.00	\$ 12,230.00	\$ -	\$ -	100.00
52720 - Workers Compensation Employer's Fee	\$ 33.39	\$ 136.00	\$ 136.00	\$ 133.50	\$ -	\$ 2.50	98.16
53330 - Professional Development	\$ -	\$ 150.00	\$ 400.00	\$ 400.00	\$ -	\$ -	100.00
53414 - Other Services	\$ -	\$ 290.00	\$ 290.00	\$ 100.00	\$ -	\$ 190.00	34.48
53711 - Other Charges	\$ -	\$ 500.00	\$ 1,000.00	\$ 898.74	\$ -	\$ 101.26	89.87
53760 - Tuition for Concurrent Enrollment	\$ 800.00	\$ -	\$ 7,116.00	\$ 9,600.00	\$ -	\$ (2,484.00)	134.91
53762 - Tuition to Other School Districts Outside the State	\$ -	\$ -	\$ 200.00	\$ 200.00	\$ -	\$ -	100.00
54610 - Rental - Land and Buildings	\$ -	\$ -	\$ 280.00	\$ 280.39	\$ -	\$ (0.39)	100.14
54630 - Rentals - Computers and Related Equipment	\$ 754.38	\$ -	\$ 6,624.00	\$ 4,442.96	\$ -	\$ 2,181.04	67.07
55817 - Student Travel	\$ -	\$ 500.00	\$ 500.00	\$ 500.00	\$ -	\$ -	100.00
55818 - Other Travel - Non-Employees	\$ -	\$ 150.00	\$ 150.00	\$ -	\$ -	\$ 150.00	0.00
55915 - Other Contract Services	\$ 942.84	\$ 10,000.00	\$ 12,388.00	\$ 9,381.69	\$ -	\$ 3,006.31	75.73
56112 - Other Textbooks	\$ 160.85	\$ 1,000.00	\$ 1,587.00	\$ 647.50	\$ -	\$ 939.50	40.80
56118 - General Supplies and Materials	\$ 208.82	\$ 14,500.00	\$ 12,509.00	\$ 6,275.80	\$ 1,202.40	\$ 5,030.80	50.17
57331 - Fixed Assets (More Than \$5,000)	\$ -	\$ -	\$ 108,541.00	\$ -	\$ -	\$ 108,541.00	0.00
57332 - "Supply Assets (\$5,000 or Less)"	\$ -	\$ 500.00	\$ 500.00	\$ -	\$ -	\$ 500.00	0.00
Subtotal of Element: [Function] 1000 - Instruction	\$ 160,024.71	\$ 1,046,762.00	\$ 1,229,817.00	\$ 1,091,067.10	\$ 3,952.77	\$ 134,797.13	88.72
51100 - Salaries Expense	\$ 7,370.36	\$ 64,314.00	\$ 52,193.00	\$ 52,193.84	\$ -	\$ (0.84)	100.00
52111 - Educational Retirement	\$ 1,024.48	\$ 8,940.00	\$ 7,254.00	\$ 7,254.93	\$ -	\$ (0.93)	100.01
52112 - ERA - Retiree Health	\$ 147.40	\$ 1,286.00	\$ 1,043.00	\$ 1,043.85	\$ -	\$ (0.85)	100.08
52210 - FICA Payments	\$ 400.08	\$ 3,987.00	\$ 2,859.00	\$ 2,858.73	\$ -	\$ 0.27	99.99
52220 - Medicare Payments	\$ 93.58	\$ 933.00	\$ 668.00	\$ 668.66	\$ -	\$ (0.66)	100.10
52311 - Health and Medical Premiums	\$ 1,317.30	\$ 8,500.00	\$ 8,654.00	\$ 8,653.48	\$ -	\$ 0.52	99.99
52312 - Life	\$ 10.18	\$ 56.00	\$ 65.00	\$ 65.75	\$ -	\$ (0.75)	101.15
52313 - Dental	\$ 39.22	\$ 324.00	\$ 284.00	\$ 283.67	\$ -	\$ 0.33	99.88
52314 - Vision	\$ 8.92	\$ 72.00	\$ 61.00	\$ 61.91	\$ -	\$ (0.91)	101.49
52315 - Disability	\$ 3.62	\$ 7.00	\$ 44.00	\$ 43.34	\$ -	\$ 0.66	98.50

Cycle: FY2016; 1st Detail Element: Object; 1st Detail Level: Middle; 2nd Detail Element: None; 2nd Detail Level: None; 3rd Detail Element: None; 3rd Detail Level: None; 4th Detail Element: None; 4th Detail Level: None; 5th Detail Element: None; 5th Detail Level: None; Filter: ([Object] >= '51000') ; 1st Subtotal Element: Fund; 1st Subtotal Rollup Level: Lowest; 2nd Subtotal Element: Function; 2nd Subtotal Rollup Level: Lowest; 3rd Subtotal Element: None; 3rd Subtotal Rollup Level: None; 4th Subtotal Element: None; 4th Subtotal Rollup Level: None; 5th Subtotal Element: None; 5th Subtotal Rollup Level: None; Begin Date: 6/1/2016; End Date: 6/30/2016; Subtotal on Account Type: No; Include Encumbrances: Yes

Object	Actuals (Selected Range)	Adopted Budget	Current Budget	Actuals (YTD)	Encumbrances (YTD)	Available	% of Budget
52500 - Unemployment Compensation	\$ 220.52	\$ 2,067.00	\$ 1,069.00	\$ 930.71	\$ 66.59	\$ 71.70	87.06
52710 - Workers Compensation Premium	\$ -	\$ 965.00	\$ 965.00	\$ 965.00	\$ -	\$ -	100.00
52720 - Workers Compensation Employer's Fee	\$ 2.68	\$ 11.00	\$ 11.00	\$ 10.72	\$ -	\$ 0.28	97.45
53211 - Diagnosticians - Contracted	\$ -	\$ 4,300.00	\$ 4,300.00	\$ -	\$ -	\$ 4,300.00	0.00
53330 - Professional Development	\$ -	\$ 300.00	\$ 475.00	\$ 475.00	\$ -	\$ -	100.00
53414 - Other Services	\$ 2,166.25	\$ -	\$ 6,001.00	\$ 4,805.77	\$ -	\$ 1,195.23	80.08
55813 - Employee Travel - Non-Teachers	\$ -	\$ -	\$ 261.00	\$ 254.46	\$ -	\$ 6.54	97.49
55915 - Other Contract Services	\$ -	\$ 350.00	\$ 350.00	\$ -	\$ -	\$ 350.00	0.00
56113 - Software	\$ -	\$ -	\$ 9,835.00	\$ 5,834.49	\$ -	\$ 4,000.51	59.32
56118 - General Supplies and Materials	\$ -	\$ 500.00	\$ 500.00	\$ 159.11	\$ -	\$ 340.89	31.82
57332 - "Supply Assets (\$5,000 or Less)"	\$ -	\$ 500.00	\$ 500.00	\$ -	\$ -	\$ 500.00	0.00
Subtotal of Element: [Function] 2100 - Support Services	\$ 12,804.59	\$ 97,412.00	\$ 97,392.00	\$ 86,563.42	\$ 66.59	\$ 10,761.99	88.88
51100 - Salaries Expense	\$ 2,333.34	\$ 82,000.00	\$ 28,000.00	\$ 28,000.00	\$ 0.08	\$ (0.08)	100.00
52111 - Educational Retirement	\$ 324.34	\$ 11,398.00	\$ 3,892.00	\$ 3,892.08	\$ -	\$ (0.08)	100.00
52112 - ERA - Retiree Health	\$ 46.68	\$ 1,640.00	\$ 560.00	\$ 560.16	\$ -	\$ (0.16)	100.03
52210 - FICA Payments	\$ 124.58	\$ 5,084.00	\$ 1,558.00	\$ 1,519.96	\$ -	\$ 38.04	97.56
52220 - Medicare Payments	\$ 29.14	\$ 1,189.00	\$ 364.00	\$ 355.52	\$ -	\$ 8.48	97.67
52311 - Health and Medical Premiums	\$ 422.04	\$ 7,703.00	\$ 4,513.00	\$ 4,512.44	\$ -	\$ 0.56	99.99
52312 - Life	\$ 2.52	\$ 75.00	\$ 30.00	\$ 30.24	\$ -	\$ (0.24)	100.80
52313 - Dental	\$ 26.06	\$ 509.00	\$ 266.00	\$ 265.42	\$ -	\$ 0.58	99.78
52314 - Vision	\$ 4.52	\$ 99.00	\$ 49.00	\$ 48.44	\$ -	\$ 0.56	98.86
52315 - Disability	\$ 9.74	\$ 202.00	\$ 116.00	\$ 116.88	\$ -	\$ (0.88)	100.76
52500 - Unemployment Compensation	\$ 80.36	\$ 2,696.00	\$ 662.00	\$ 482.16	\$ -	\$ 179.84	72.83
52710 - Workers Compensation Premium	\$ -	\$ 1,230.00	\$ 1,230.00	\$ 1,230.00	\$ -	\$ -	100.00
52720 - Workers Compensation Employer's Fee	\$ 1.22	\$ 12.00	\$ 4.00	\$ 4.88	\$ -	\$ (0.88)	122.00
53330 - Professional Development	\$ -	\$ 500.00	\$ 500.00	\$ -	\$ -	\$ 500.00	0.00
53414 - Other Services	\$ -	\$ 650.00	\$ 650.00	\$ -	\$ -	\$ 650.00	0.00
53711 - Other Charges	\$ -	\$ 14,000.00	\$ 120.00	\$ 120.00	\$ -	\$ -	100.00
56118 - General Supplies and Materials	\$ 16.48	\$ -	\$ 6,679.00	\$ 2,706.23	\$ 1,890.00	\$ 2,082.77	40.52
57332 - "Supply Assets (\$5,000 or Less)"	\$ -	\$ 500.00	\$ 500.00	\$ -	\$ -	\$ 500.00	0.00
Subtotal of Element: [Function] 2200 - Support Services	\$ 3,421.02	\$ 129,487.00	\$ 49,693.00	\$ 43,844.41	\$ 1,890.08	\$ 3,958.51	88.23
53411 - Auditing	\$ -	\$ 13,000.00	\$ 12,863.00	\$ 12,862.50	\$ -	\$ 0.50	100.00
53413 - Legal	\$ 420.25	\$ 5,000.00	\$ 7,267.00	\$ 6,411.45	\$ -	\$ 855.55	88.23
53711 - Other Charges	\$ -	\$ 35.00	\$ 1,600.00	\$ 775.00	\$ 825.00	\$ -	48.44
55400 - Advertising	\$ -	\$ 200.00	\$ 1,912.00	\$ 1,756.95	\$ -	\$ 155.05	91.89
55812 - Board Training	\$ -	\$ 2,500.00	\$ 4,575.00	\$ 4,225.00	\$ -	\$ 350.00	92.35
56118 - General Supplies and Materials	\$ -	\$ 500.00	\$ 500.00	\$ 327.52	\$ -	\$ 172.48	65.50

Cycle: FY2016; 1st Detail Element: Object; 1st Detail Level: Middle; 2nd Detail Element: None; 2nd Detail Level: None; 3rd Detail Element: None; 3rd Detail Level: None; 4th Detail Element: None; 4th Detail Level: None; 5th Detail Element: None; 5th Detail Level: None; Filter: ([Object] >= '51000') ; 1st Subtotal Element: Fund; 1st Subtotal Rollup Level: Lowest; 2nd Subtotal Element: Function; 2nd Subtotal Rollup Level: Lowest; 3rd Subtotal Element: None; 3rd Subtotal Rollup Level: None; 4th Subtotal Element: None; 4th Subtotal Rollup Level: None; 5th Subtotal Element: None; 5th Subtotal Rollup Level: None; Begin Date: 6/1/2016; End Date: 6/30/2016; Subtotal on Account Type: No; Include Encumbrances: Yes

Object	Actuals (Selected Range)	Adopted Budget	Current Budget	Actuals (YTD)	Encumbrances (YTD)	Available	% of Budget
Subtotal of Element: [Function] 2300 - Support Services	\$ 420.25	\$ 21,235.00	\$ 28,717.00	\$ 26,358.42	\$ 825.00	\$ 1,533.58	91.79
51100 - Salaries Expense	\$ 26,516.95	\$ 182,539.00	\$ 263,076.00	\$ 263,134.50	\$ -	\$ (58.50)	100.02
51200 - Overtime Expense	\$ -	\$ -	\$ 2,500.00	\$ 2,246.89	\$ -	\$ 253.11	89.88
51300 - Additional Compensation	\$ 990.00	\$ -	\$ 2,209.00	\$ 2,377.65	\$ 990.00	\$ (1,158.65)	107.63
52111 - Educational Retirement	\$ 3,823.48	\$ 25,164.00	\$ 38,536.00	\$ 37,197.43	\$ 137.61	\$ 1,200.96	96.53
52112 - ERA - Retiree Health	\$ 550.15	\$ 3,621.00	\$ 5,550.00	\$ 5,352.13	\$ 19.80	\$ 178.07	96.43
52210 - FICA Payments	\$ 1,625.32	\$ 11,317.00	\$ 16,463.00	\$ 15,846.74	\$ 27.82	\$ 588.44	96.26
52220 - Medicare Payments	\$ 380.10	\$ 2,647.00	\$ 3,851.00	\$ 3,706.05	\$ 6.49	\$ 138.46	96.24
52311 - Health and Medical Premiums	\$ 1,786.59	\$ 8,307.00	\$ 16,985.00	\$ 15,982.09	\$ 659.47	\$ 343.44	94.10
52312 - Life	\$ 26.72	\$ 169.00	\$ 269.00	\$ 263.74	\$ 9.40	\$ (4.14)	98.04
52313 - Dental	\$ 141.53	\$ 1,224.00	\$ 1,501.00	\$ 1,498.13	\$ 35.43	\$ (32.56)	99.81
52314 - Vision	\$ 21.66	\$ 113.00	\$ 212.00	\$ 191.33	\$ 8.14	\$ 12.53	90.25
52315 - Disability	\$ 71.64	\$ 478.00	\$ 663.00	\$ 668.88	\$ -	\$ (5.88)	100.89
52316 - Other Insurance	\$ -	\$ 4,139.00	\$ -	\$ -	\$ -	\$ -	-
52500 - Unemployment Compensation	\$ 298.80	\$ 2,716.00	\$ 4,836.00	\$ 4,450.44	\$ 92.52	\$ 293.04	92.03
52710 - Workers Compensation Premium	\$ -	\$ 28.00	\$ 28.00	\$ 28.00	\$ -	\$ -	100.00
52720 - Workers Compensation Employer's Fee	\$ 11.13	\$ -	\$ 43.00	\$ 42.22	\$ -	\$ 0.78	98.19
53330 - Professional Development	\$ -	\$ 250.00	\$ 250.00	\$ -	\$ -	\$ 250.00	0.00
53711 - Other Charges	\$ 274.27	\$ 1,500.00	\$ 1,500.00	\$ 1,255.17	\$ 204.00	\$ 40.83	83.68
54610 - Rental - Land and Buildings	\$ (250.00)	\$ -	\$ 721.00	\$ 470.10	\$ -	\$ 250.90	65.20
54630 - Rentals - Computers and Related Equipment	\$ 188.59	\$ -	\$ 2,440.00	\$ 1,110.77	\$ -	\$ 1,329.23	45.52
55813 - Employee Travel - Non-Teachers	\$ 114.54	\$ 250.00	\$ 1,397.00	\$ 1,115.88	\$ 5.98	\$ 275.14	79.88
55915 - Other Contract Services	\$ 475.11	\$ 3,500.00	\$ 3,500.00	\$ 1,916.06	\$ -	\$ 1,583.94	54.74
56113 - Software	\$ -	\$ 5,900.00	\$ 425.00	\$ 425.00	\$ -	\$ -	100.00
56118 - General Supplies and Materials	\$ 1,358.72	\$ 7,000.00	\$ 7,625.00	\$ 7,828.00	\$ 629.76	\$ (832.76)	102.66
57332 - "Supply Assets (\$5,000 or Less)"	\$ -	\$ 500.00	\$ 500.00	\$ -	\$ 320.79	\$ 179.21	0.00
Subtotal of Element: [Function] 2400 - Support Services	\$ 38,405.30	\$ 261,362.00	\$ 375,080.00	\$ 367,107.20	\$ 3,147.21	\$ 4,825.59	97.87
51100 - Salaries Expense	\$ 583.34	\$ 99,250.00	\$ 11,302.00	\$ 11,303.43	\$ -	\$ (1.43)	100.01
52111 - Educational Retirement	\$ 81.08	\$ 13,796.00	\$ 1,571.00	\$ 1,571.13	\$ -	\$ (0.13)	100.01
52112 - ERA - Retiree Health	\$ 11.66	\$ 1,985.00	\$ 226.00	\$ 226.00	\$ -	\$ -	100.00
52210 - FICA Payments	\$ 31.14	\$ 6,154.00	\$ 642.00	\$ 632.67	\$ -	\$ 9.33	98.55
52220 - Medicare Payments	\$ 7.28	\$ 1,439.00	\$ 150.00	\$ 147.95	\$ -	\$ 2.05	98.63
52311 - Health and Medical Premiums	\$ 105.52	\$ 13,547.00	\$ 1,400.00	\$ 1,399.92	\$ -	\$ 0.08	99.99
52312 - Life	\$ 0.62	\$ 113.00	\$ 19.00	\$ 18.80	\$ -	\$ 0.20	98.95
52313 - Dental	\$ 6.52	\$ 1,217.00	\$ 98.00	\$ 97.46	\$ -	\$ 0.54	99.45
52314 - Vision	\$ 1.14	\$ 235.00	\$ 19.00	\$ 18.48	\$ -	\$ 0.52	97.26
52315 - Disability	\$ 2.44	\$ 324.00	\$ 40.00	\$ 40.82	\$ -	\$ (0.82)	102.05

Cycle: FY2016; 1st Detail Element: Object; 1st Detail Level: Middle; 2nd Detail Element: None; 2nd Detail Level: None; 3rd Detail Element: None; 3rd Detail Level: None; 4th Detail Element: None; 4th Detail Level: None; 5th Detail Element: None; 5th Detail Level: None; Filter: ([Object] >= '51000') ; 1st Subtotal Element: Fund; 1st Subtotal Rollup Level: Lowest; 2nd Subtotal Element: Function; 2nd Subtotal Rollup Level: Lowest; 3rd Subtotal Element: None; 3rd Subtotal Rollup Level: None; 4th Subtotal Element: None; 4th Subtotal Rollup Level: None; 5th Subtotal Element: None; 5th Subtotal Rollup Level: None; Begin Date: 6/1/2016; End Date: 6/30/2016; Subtotal on Account Type: No; Include Encumbrances: Yes

Object	Actuals (Selected Range)	Adopted Budget	Current Budget	Actuals (YTD)	Encumbrances (YTD)	Available	% of Budget
52500 - Unemployment Compensation	\$ 20.10	\$ 3,099.00	\$ 414.00	\$ 355.43	\$ -	\$ 58.57	85.85
52710 - Workers Compensation Premium	\$ -	\$ 1,489.00	\$ 1,489.00	\$ 1,489.00	\$ -	\$ -	100.00
52720 - Workers Compensation Employer's Fee	\$ 0.31	\$ 10.00	\$ 1.00	\$ 1.24	\$ -	\$ (0.24)	124.00
53330 - Professional Development	\$ -	\$ 2,200.00	\$ 540.00	\$ 540.00	\$ -	\$ -	100.00
53414 - Other Services	\$ 16,078.12	\$ 7,500.00	\$ 99,170.00	\$ 100,326.15	\$ 1,000.00	\$ (2,156.15)	101.17
53711 - Other Charges	\$ -	\$ 50.00	\$ 50.00	\$ -	\$ -	\$ 50.00	0.00
55400 - Advertising	\$ 1,118.28	\$ 2,000.00	\$ 2,000.00	\$ 1,118.28	\$ 1,036.15	\$ (154.43)	55.91
55813 - Employee Travel - Non-Teachers	\$ -	\$ -	\$ 500.00	\$ -	\$ -	\$ 500.00	0.00
55915 - Other Contract Services	\$ -	\$ -	\$ 2,632.00	\$ 839.60	\$ -	\$ 1,792.40	31.90
56113 - Software	\$ -	\$ 12,900.00	\$ 16,016.00	\$ 16,015.33	\$ -	\$ 0.67	100.00
56118 - General Supplies and Materials	\$ 27.50	\$ 2,000.00	\$ 2,000.00	\$ 1,471.75	\$ -	\$ 528.25	73.59
57332 - "Supply Assets (\$5,000 or Less)"	\$ -	\$ 500.00	\$ 500.00	\$ -	\$ -	\$ 500.00	0.00
Subtotal of Element: [Function] 2500 - Central Services	\$ 18,075.05	\$ 169,808.00	\$ 140,779.00	\$ 137,613.44	\$ 2,036.15	\$ 1,129.41	97.75
51100 - Salaries Expense	\$ -	\$ 33,000.00	\$ 4,293.00	\$ 4,292.81	\$ -	\$ 0.19	100.00
52111 - Educational Retirement	\$ -	\$ 4,587.00	\$ 597.00	\$ 596.71	\$ -	\$ 0.29	99.95
52112 - ERA - Retiree Health	\$ -	\$ 660.00	\$ 86.00	\$ 85.86	\$ -	\$ 0.14	99.84
52210 - FICA Payments	\$ -	\$ 2,046.00	\$ 265.00	\$ 264.62	\$ -	\$ 0.38	99.86
52220 - Medicare Payments	\$ -	\$ 479.00	\$ 61.00	\$ 61.88	\$ -	\$ (0.88)	101.44
52312 - Life	\$ -	\$ 56.00	\$ 12.00	\$ 4.70	\$ -	\$ 7.30	39.17
52313 - Dental	\$ -	\$ 467.00	\$ 78.00	\$ 31.19	\$ -	\$ 46.81	39.99
52314 - Vision	\$ -	\$ 94.00	\$ 16.00	\$ 6.32	\$ -	\$ 9.68	39.50
52500 - Unemployment Compensation	\$ -	\$ 1,348.00	\$ 244.00	\$ 243.68	\$ -	\$ 0.32	99.87
52710 - Workers Compensation Premium	\$ -	\$ 495.00	\$ 495.00	\$ 495.00	\$ -	\$ -	100.00
52720 - Workers Compensation Employer's Fee	\$ -	\$ 9.00	\$ 9.00	\$ -	\$ -	\$ 9.00	0.00
53711 - Other Charges	\$ -	\$ 110.00	\$ 110.00	\$ -	\$ -	\$ 110.00	0.00
54311 - Maintenance & Repair Furniture/Fixtures/Equipment	\$ -	\$ -	\$ 540.00	\$ 540.00	\$ -	\$ -	100.00
54312 - Maintenance & Repair - Buildings And Grounds	\$ 11,382.73	\$ 11,000.00	\$ 80,706.00	\$ 67,381.92	\$ 5,865.51	\$ 7,458.57	83.49
54411 - Electricity	\$ 1,132.79	\$ 13,500.00	\$ 15,818.00	\$ 13,172.61	\$ -	\$ 2,645.39	83.28
54412 - Natural Gas (Buildings)	\$ 558.34	\$ 10,500.00	\$ 10,565.00	\$ 8,527.93	\$ -	\$ 2,037.07	80.72
54415 - Water/Sewage	\$ 885.65	\$ 10,000.00	\$ 11,096.00	\$ 9,860.80	\$ -	\$ 1,235.20	88.87
54416 - Communication Services	\$ 1,602.06	\$ 29,100.00	\$ 29,225.00	\$ 22,067.54	\$ -	\$ 7,157.46	75.51
54610 - Rental - Land and Buildings	\$ 2,588.58	\$ 175,000.00	\$ 71,346.00	\$ 31,062.96	\$ -	\$ 40,283.04	43.54
54620 - Rental - Equipment and Vehicles	\$ -	\$ 300.00	\$ 300.00	\$ -	\$ -	\$ 300.00	0.00
55200 - Property/Liability Insurance	\$ -	\$ 21,000.00	\$ 21,179.00	\$ 15,179.00	\$ -	\$ 6,000.00	71.67
55813 - Employee Travel - Non-Teachers	\$ -	\$ 500.00	\$ 792.00	\$ -	\$ -	\$ 792.00	0.00
55915 - Other Contract Services	\$ 212.23	\$ 55,746.00	\$ 8,631.00	\$ 4,393.55	\$ 180.00	\$ 4,057.45	50.90
56118 - General Supplies and Materials	\$ 142.35	\$ 9,000.00	\$ 9,000.00	\$ 5,644.04	\$ 24.37	\$ 3,331.59	62.71
57332 - "Supply Assets (\$5,000 or Less)"	\$ -	\$ 1,500.00	\$ 1,500.00	\$ 503.00	\$ -	\$ 997.00	33.53

Cycle: FY2016; 1st Detail Element: Object; 1st Detail Level: Middle; 2nd Detail Element: None; 2nd Detail Level: None; 3rd Detail Element: None; 3rd Detail Level: None; 4th Detail Element: None; 4th Detail Level: None; 5th Detail Element: None; 5th Detail Level: None; Filter: ([Object] >= '51000') ; 1st Subtotal Element: Fund; 1st Subtotal Rollup Level: Lowest; 2nd Subtotal Element: Function; 2nd Subtotal Rollup Level: Lowest; 3rd Subtotal Element: None; 3rd Subtotal Rollup Level: None; 4th Subtotal Element: None; 4th Subtotal Rollup Level: None; 5th Subtotal Element: None; 5th Subtotal Rollup Level: None; Begin Date: 6/1/2016; End Date: 6/30/2016; Subtotal on Account Type: No; Include Encumbrances: Yes

Object	Actuals (Selected Range)	Adopted Budget	Current Budget	Actuals (YTD)	Encumbrances (YTD)	Available	% of Budget
Subtotal of Element: [Function] 2600 - Operation & Main	\$ 18,504.73	\$ 380,497.00	\$ 266,964.00	\$ 184,416.12	\$ 6,069.88	\$ 76,478.00	69.08
55914 - Contracts - Interagency	\$ 490.00		\$ 4,000.00	\$ 490.00	\$ -	\$ 3,510.00	12.25
Subtotal of Element: [Function] 2700 - Student Transport	\$ 490.00	\$ -	\$ 4,000.00	\$ 490.00	\$ -	\$ 3,510.00	12.25
58211 - Tax Liability/Penalty	\$ -		\$ 46.00	\$ 45.59	\$ -	\$ 0.41	99.11
Subtotal of Element: [Function] 2900 - Other Support Services	\$ -	\$ -	\$ 46.00	\$ 45.59	\$ -	\$ 0.41	99.11
51100 - Salaries Expense	\$ -		\$ 2,118.00	\$ 1,695.00	\$ 461.65	\$ (38.65)	80.03
52111 - Educational Retirement	\$ -		\$ 294.00	\$ 235.61	\$ 64.17	\$ (5.78)	80.14
52112 - ERA - Retiree Health	\$ -		\$ 42.00	\$ 33.90	\$ 9.23	\$ (1.13)	80.71
52210 - FICA Payments	\$ -		\$ 131.00	\$ 105.09	\$ 28.62	\$ (2.71)	80.22
52220 - Medicare Payments	\$ -		\$ 30.00	\$ 24.59	\$ 6.69	\$ (1.28)	81.97
52312 - Life	\$ -		\$ 23.00	\$ 9.40	\$ -	\$ 13.60	40.87
52500 - Unemployment Compensation	\$ -		\$ 85.00	\$ 67.80	\$ 18.47	\$ (1.27)	79.76
52720 - Workers Compensation Employer's Fee	\$ -		\$ 2.00	\$ -	\$ -	\$ 2.00	0.00
55915 - Other Contract Services	\$ -	\$ 20,290.00	\$ 41,000.00	\$ 25,945.84	\$ -	\$ 15,054.16	63.28
56116 - Food	\$ -		\$ 700.00	\$ 96.90	\$ -	\$ 603.10	13.84
56117 - Non-Food	\$ -		\$ -	\$ 21.00	\$ -	\$ (21.00)	
Subtotal of Element: [Function] 3100 - Food Services Operation	\$ -	\$ 20,290.00	\$ 44,425.00	\$ 28,235.13	\$ 588.83	\$ 15,601.04	63.56
57111 - Land	\$ -		\$ 2,164.00	\$ 2,163.75	\$ -	\$ 0.25	99.99
Subtotal of Element: [Function] 4000 - Capital Outlay	\$ -	\$ -	\$ 2,164.00	\$ 2,163.75	\$ -	\$ 0.25	99.99
Subtotal of Element: [Fund] 11000 - Operational	\$ 252,145.65	\$ 2,126,853.00	\$ 2,239,077.00	\$ 1,967,904.58	\$ 18,576.51	\$ 252,595.91	87.89
56111 - Instructional Materials Cash - 50% Textbooks	\$ 1,093.01	\$ -	\$ 15,397.00	\$ 8,721.14	\$ -	\$ 6,675.86	56.64
57332 - "Supply Assets (\$5,000 or Less)"	\$ 494.67		\$ -	\$ 494.67	\$ -	\$ (494.67)	
Subtotal of Element: [Function] 1000 - Instruction	\$ 1,587.68	\$ -	\$ 15,397.00	\$ 9,215.81	\$ -	\$ 6,181.19	59.85
Subtotal of Element: [Fund] 14000 - Instructional Materials	\$ 1,587.68	\$ -	\$ 15,397.00	\$ 9,215.81	\$ -	\$ 6,181.19	59.85
51100 - Salaries Expense	\$ -	\$ 1,000.00	\$ 5,269.00	\$ 5,325.00	\$ -	\$ (56.00)	101.06
52111 - Educational Retirement	\$ -	\$ 150.00	\$ 740.00	\$ 740.17	\$ -	\$ (0.17)	100.02
52112 - ERA - Retiree Health	\$ -	\$ 20.00	\$ 106.00	\$ 106.51	\$ -	\$ (0.51)	100.48
52210 - FICA Payments	\$ -	\$ 60.00	\$ 330.00	\$ 330.19	\$ -	\$ (0.19)	100.06

Cycle: FY2016; 1st Detail Element: Object; 1st Detail Level: Middle; 2nd Detail Element: None; 2nd Detail Level: None; 3rd Detail Element: None; 3rd Detail Level: None; 4th Detail Element: None; 4th Detail Level: None; 5th Detail Element: None; 5th Detail Level: None; Filter: ([Object] >= '51000') ; 1st Subtotal Element: Fund; 1st Subtotal Rollup Level: Lowest; 2nd Subtotal Element: Function; 2nd Subtotal Rollup Level: Lowest; 3rd Subtotal Element: None; 3rd Subtotal Rollup Level: None; 4th Subtotal Element: None; 4th Subtotal Rollup Level: None; 5th Subtotal Element: None; 5th Subtotal Rollup Level: None; Begin Date: 6/1/2016; End Date: 6/30/2016; Subtotal on Account Type: No; Include Encumbrances: Yes

Object	Actuals (Selected Range)	Adopted Budget	Current Budget	Actuals (YTD)	Encumbrances (YTD)	Available	% of Budget
52220 - Medicare Payments	\$ -	\$ 15.00	\$ 77.00	\$ 77.23	\$ -	\$ (0.23)	100.30
52311 - Health and Medical Premiums	\$ -	\$ 50.00	\$ -	\$ -	\$ -	\$ -	-
52312 - Life	\$ -	\$ -	\$ 37.00	\$ 37.60	\$ -	\$ (0.60)	101.62
52500 - Unemployment Compensation	\$ -	\$ 20.00	\$ 259.00	\$ 266.72	\$ -	\$ (7.72)	102.98
52720 - Workers Compensation Employer's Fee	\$ -	\$ -	\$ 7.00	\$ 6.90	\$ -	\$ 0.10	98.57
53330 - Professional Development	\$ -	\$ -	\$ 35.00	\$ 35.00	\$ -	\$ -	100.00
53711 - Other Charges	\$ -	\$ 200.00	\$ -	\$ 200.00	\$ 259.30	\$ (459.30)	-
55813 - Employee Travel - Non-Teachers	\$ -	\$ -	\$ 466.00	\$ 464.64	\$ -	\$ 1.36	99.71
55914 - Contracts - Interagency	\$ -	\$ -	\$ 3,402.00	\$ 3,402.00	\$ -	\$ -	100.00
55915 - Other Contract Services	\$ -	\$ 32,200.00	\$ 6,520.00	\$ 6,519.96	\$ -	\$ 0.04	100.00
56116 - Food	\$ -	\$ -	\$ 99.00	\$ 85.11	\$ -	\$ 13.89	85.97
56117 - Non-Food	\$ -	\$ -	\$ 231.00	\$ 230.37	\$ -	\$ 0.63	99.73
56118 - General Supplies and Materials	\$ -	\$ 385.00	\$ 1,404.00	\$ 916.05	\$ -	\$ 487.95	65.25
57311 - Vehicles General	\$ -	\$ -	\$ 75.00	\$ -	\$ -	\$ 75.00	0.00
57332 - "Supply Assets (\$5,000 or Less)"	\$ -	\$ -	\$ 1,402.00	\$ 1,402.79	\$ -	\$ (0.79)	100.06
Subtotal of Element: [Function] 3100 - Food Services Op	\$ -	\$ 34,100.00	\$ 20,459.00	\$ 20,146.24	\$ 259.30	\$ 53.46	98.47
Subtotal of Element: [Fund] 21000 - Food Services	\$ -	\$ 34,100.00	\$ 20,459.00	\$ 20,146.24	\$ 259.30	\$ 53.46	98.47
51100 - Salaries Expense	\$ 3,919.36	\$ 17,516.00	\$ 28,319.00	\$ 22,862.35	\$ 0.07	\$ 5,456.58	80.73
51300 - Additional Compensation	\$ -	\$ -	\$ 5,278.00	\$ -	\$ -	\$ 5,278.00	0.00
52111 - Educational Retirement	\$ 316.32	\$ -	\$ -	\$ 1,807.02	\$ 0.70	\$ (1,807.72)	-
52112 - ERA - Retiree Health	\$ 45.51	\$ -	\$ -	\$ 260.03	\$ 0.10	\$ (260.13)	-
52210 - FICA Payments	\$ 141.09	\$ -	\$ -	\$ 763.64	\$ 0.32	\$ (763.96)	-
52220 - Medicare Payments	\$ 33.00	\$ -	\$ -	\$ 178.63	\$ 0.07	\$ (178.70)	-
52311 - Health and Medical Premiums	\$ -	\$ -	\$ -	\$ 1,031.58	\$ -	\$ (1,031.58)	-
52312 - Life	\$ -	\$ -	\$ -	\$ 17.10	\$ -	\$ (17.10)	-
52314 - Vision	\$ -	\$ -	\$ -	\$ 13.68	\$ -	\$ (13.68)	-
52315 - Disability	\$ -	\$ -	\$ -	\$ 33.66	\$ -	\$ (33.66)	-
52500 - Unemployment Compensation	\$ 91.02	\$ -	\$ -	\$ 360.28	\$ 0.20	\$ (360.48)	-
52720 - Workers Compensation Employer's Fee	\$ 0.93	\$ -	\$ -	\$ 3.72	\$ -	\$ (3.72)	-
Subtotal of Element: [Function] 1000 - Instruction	\$ 4,547.23	\$ 17,516.00	\$ 33,597.00	\$ 27,331.69	\$ 1.46	\$ 6,263.85	81.35
56113 - Software	\$ -	\$ 3,800.00	\$ 3,800.00	\$ 3,710.85	\$ -	\$ 89.15	97.65
Subtotal of Element: [Function] 2100 - Support Services	\$ -	\$ 3,800.00	\$ 3,800.00	\$ 3,710.85	\$ -	\$ 89.15	97.65
Subtotal of Element: [Fund] 24101 - Title I - IASA	\$ 4,547.23	\$ 21,316.00	\$ 37,397.00	\$ 31,042.54	\$ 1.46	\$ 6,353.00	83.01

Cycle: FY2016; 1st Detail Element: Object; 1st Detail Level: Middle; 2nd Detail Element: None; 2nd Detail Level: None; 3rd Detail Element: None; 3rd Detail Level: None; 4th Detail Element: None; 4th Detail Level: None; 5th Detail Element: None; 5th Detail Level: None; Filter: ([Object] >= '51000') ; 1st Subtotal Element: Fund; 1st Subtotal Rollup Level: Lowest; 2nd Subtotal Element: Function; 2nd Subtotal Rollup Level: Lowest; 3rd Subtotal Element: None; 3rd Subtotal Rollup Level: None; 4th Subtotal Element: None; 4th Subtotal Rollup Level: None; 5th Subtotal Element: None; 5th Subtotal Rollup Level: None; Begin Date: 6/1/2016; End Date: 6/30/2016; Subtotal on Account Type: No; Include Encumbrances: Yes

Object	Actuals (Selected Range)	Adopted Budget	Current Budget	Actuals (YTD)	Encumbrances (YTD)	Available	% of Budget
51100 - Salaries Expense	\$ 4,997.56	\$ 23,000.00	\$ 29,985.00	\$ 29,984.96	\$ 0.04	\$ -	100.00
52111 - Educational Retirement	\$ 694.66	\$ -	\$ 4,168.00	\$ 4,167.86	\$ -	\$ 0.14	100.00
52112 - ERA - Retiree Health	\$ 99.96	\$ -	\$ 600.00	\$ 599.76	\$ -	\$ 0.24	99.96
52210 - FICA Payments	\$ 273.77	\$ -	\$ 1,646.00	\$ 1,648.16	\$ -	\$ (2.16)	100.13
52220 - Medicare Payments	\$ 64.02	\$ -	\$ 385.00	\$ 385.47	\$ -	\$ (0.47)	100.12
52311 - Health and Medical Premiums	\$ 822.93	\$ -	\$ 4,922.00	\$ 4,921.73	\$ -	\$ 0.27	99.99
52312 - Life	\$ 5.80	\$ -	\$ 35.00	\$ 34.80	\$ -	\$ 0.20	99.43
52313 - Dental	\$ 60.54	\$ -	\$ 243.00	\$ 242.15	\$ 0.01	\$ 0.84	99.65
52500 - Unemployment Compensation	\$ 142.54	\$ -	\$ 744.00	\$ 731.77	\$ 34.09	\$ (21.86)	98.36
52720 - Workers Compensation Employer's Fee	\$ 1.42	\$ -	\$ 6.00	\$ 5.68	\$ -	\$ 0.32	94.67
Subtotal of Element: [Function] 1000 - Instruction	\$ 7,163.20	\$ 23,000.00	\$ 42,734.00	\$ 42,722.34	\$ 34.14	\$ (22.48)	99.97
53211 - Diagnosticians - Contracted	\$ 605.00	\$ 3,679.00	\$ 10,076.00	\$ 3,401.10	\$ -	\$ 6,674.90	33.75
Subtotal of Element: [Function] 2100 - Support Services	\$ 605.00	\$ 3,679.00	\$ 10,076.00	\$ 3,401.10	\$ -	\$ 6,674.90	33.75
Subtotal of Element: [Fund] 24106 - Entitlement IDEA-B	\$ 7,768.20	\$ 26,679.00	\$ 52,810.00	\$ 46,123.44	\$ 34.14	\$ 6,652.42	87.34
53211 - Diagnosticians - Contracted	\$ 37.00	\$ -	\$ 37.00	\$ 37.00	\$ -	\$ -	100.00
Subtotal of Element: [Function] 2100 - Support Services	\$ 37.00	\$ -	\$ 37.00	\$ 37.00	\$ -	\$ -	100.00
Subtotal of Element: [Fund] 24120 - IDEA-B "Risk Pool"	\$ 37.00	\$ -	\$ 37.00	\$ 37.00	\$ -	\$ -	100.00
51300 - Additional Compensation	\$ -	\$ -	\$ 1,059.00	\$ 950.00	\$ 108.05	\$ 0.95	89.71
52111 - Educational Retirement	\$ -	\$ -	\$ 143.00	\$ 132.05	\$ 0.03	\$ 10.92	92.34
52112 - ERA - Retiree Health	\$ -	\$ -	\$ 21.00	\$ 19.00	\$ 0.01	\$ 1.99	90.48
52210 - FICA Payments	\$ -	\$ -	\$ 61.00	\$ 55.56	\$ 0.03	\$ 5.41	91.08
52220 - Medicare Payments	\$ -	\$ -	\$ 15.00	\$ 13.01	\$ -	\$ 1.99	86.73
52311 - Health and Medical Premiums	\$ -	\$ -	\$ 14.00	\$ 13.35	\$ -	\$ 0.65	95.36
52500 - Unemployment Compensation	\$ -	\$ -	\$ 25.00	\$ 21.72	\$ 2.70	\$ 0.58	86.88
53330 - Professional Development	\$ 7,883.52	\$ 6,036.00	\$ 11,675.00	\$ 11,622.42	\$ -	\$ 52.58	99.55
55819 - Employee Travel - Teachers	\$ -	\$ -	\$ 675.00	\$ 538.52	\$ -	\$ 136.48	79.78
Subtotal of Element: [Function] 1000 - Instruction	\$ 7,883.52	\$ 6,036.00	\$ 13,688.00	\$ 13,365.63	\$ 110.82	\$ 211.55	97.64
Subtotal of Element: [Fund] 24154 - Teacher/Principal Ti	\$ 7,883.52	\$ 6,036.00	\$ 13,688.00	\$ 13,365.63	\$ 110.82	\$ 211.55	97.64
56112 - Other Textbooks	\$ -	\$ -	\$ 366.00	\$ 365.34	\$ -	\$ 0.66	99.82

Cycle: FY2016; 1st Detail Element: Object; 1st Detail Level: Middle; 2nd Detail Element: None; 2nd Detail Level: None; 3rd Detail Element: None; 3rd Detail Level: None; 4th Detail Element: None; 4th Detail Level: None; 5th Detail Element: None; 5th Detail Level: None; Filter: ([Object] >= '51000') ; 1st Subtotal Element: Fund; 1st Subtotal Rollup Level: Lowest; 2nd Subtotal Element: Function; 2nd Subtotal Rollup Level: Lowest; 3rd Subtotal Element: None; 3rd Subtotal Rollup Level: None; 4th Subtotal Element: None; 4th Subtotal Rollup Level: None; 5th Subtotal Element: None; 5th Subtotal Rollup Level: None; Begin Date: 6/1/2016; End Date: 6/30/2016; Subtotal on Account Type: No; Include Encumbrances: Yes

Object	Actuals (Selected Range)	Adopted Budget	Current Budget	Actuals (YTD)	Encumbrances (YTD)	Available	% of Budget
Subtotal of Element: [Function] 1000 - Instruction	\$ -	\$ -	\$ 366.00	\$ 365.34	\$ -	\$ 0.66	99.82
Subtotal of Element: [Fund] 27103 - Dual Credit	\$ -	\$ -	\$ 366.00	\$ 365.34	\$ -	\$ 0.66	99.82
57332 - "Supply Assets (\$5,000 or Less)"	\$ -	\$ 4,244.00	\$ -	\$ -	\$ -	\$ -	-
Subtotal of Element: [Function] 1000 - Instruction	\$ -	\$ 4,244.00	\$ -	\$ -	\$ -	\$ -	-
56113 - Software	\$ -		\$ 1,020.00	\$ 1,020.00	\$ -	\$ -	100.00
56114 - Library And Audio-Visual	\$ 975.94		\$ 5,725.00	\$ 2,196.04	\$ -	\$ 3,528.96	38.36
Subtotal of Element: [Function] 2200 - Support Services	\$ 975.94	\$ -	\$ 6,745.00	\$ 3,216.04	\$ -	\$ 3,528.96	47.68
Subtotal of Element: [Fund] 27107 - 2012 GOBond Stud	\$ 975.94	\$ 4,244.00	\$ 6,745.00	\$ 3,216.04	\$ -	\$ 3,528.96	47.68
51300 - Additional Compensation	\$ -		\$ 64,143.00	\$ -	\$ -	\$ 64,143.00	0.00
Subtotal of Element: [Function] 1000 - Instruction	\$ -	\$ -	\$ 64,143.00	\$ -	\$ -	\$ 64,143.00	0.00
Subtotal of Element: [Fund] 27118 - Teacher and School	\$ -	\$ -	\$ 64,143.00	\$ -	\$ -	\$ 64,143.00	0.00
51300 - Additional Compensation	\$ -		\$ 20,702.00	\$ -	\$ -	\$ 20,702.00	0.00
Subtotal of Element: [Function] 1000 - Instruction	\$ -	\$ -	\$ 20,702.00	\$ -	\$ -	\$ 20,702.00	0.00
51300 - Additional Compensation	\$ -		\$ 12,000.00	\$ -	\$ -	\$ 12,000.00	0.00
Subtotal of Element: [Function] 2100 - Support Services	\$ -	\$ -	\$ 12,000.00	\$ -	\$ -	\$ 12,000.00	0.00
Subtotal of Element: [Fund] 27190 - Teacher and School	\$ -	\$ -	\$ 32,702.00	\$ -	\$ -	\$ 32,702.00	0.00
51100 - Salaries Expense	\$ 5,620.40	\$ 5,581.00	\$ 36,194.00	\$ 33,722.00	\$ -	\$ 2,472.00	93.17
51300 - Additional Compensation	\$ 2,600.00	\$ 2,700.00	\$ 2,700.00	\$ 3,650.00	\$ -	\$ (950.00)	135.19
52111 - Educational Retirement	\$ 1,142.62	\$ 1,766.00	\$ 5,029.00	\$ 5,194.57	\$ 1.26	\$ (166.83)	103.29
52112 - ERA - Retiree Health	\$ 164.40	\$ 166.00	\$ 734.00	\$ 747.40	\$ 0.15	\$ (13.55)	101.83
52210 - FICA Payments	\$ 465.59	\$ 429.00	\$ 2,116.00	\$ 2,099.60	\$ 0.55	\$ 15.85	99.22
52220 - Medicare Payments	\$ 108.90	\$ 121.00	\$ 499.00	\$ 491.11	\$ 0.13	\$ 7.76	98.42
52311 - Health and Medical Premiums	\$ 719.40	\$ 456.00	\$ 4,345.00	\$ 4,302.56	\$ -	\$ 42.44	99.02
52312 - Life	\$ 4.28		\$ 27.00	\$ 25.68	\$ -	\$ 1.32	95.11
52313 - Dental	\$ 44.44	\$ 22.00	\$ 269.00	\$ 266.64	\$ -	\$ 2.36	99.12
52314 - Vision	\$ 7.72		\$ 48.00	\$ 46.32	\$ -	\$ 1.68	96.50

Cycle: FY2016; 1st Detail Element: Object; 1st Detail Level: Middle; 2nd Detail Element: None; 2nd Detail Level: None; 3rd Detail Element: None; 3rd Detail Level: None; 4th Detail Element: None; 4th Detail Level: None; 5th Detail Element: None; 5th Detail Level: None; Filter: ([Object] >= '51000') ; 1st Subtotal Element: Fund; 1st Subtotal Rollup Level: Lowest; 2nd Subtotal Element: Function; 2nd Subtotal Rollup Level: Lowest; 3rd Subtotal Element: None; 3rd Subtotal Rollup Level: None; 4th Subtotal Element: None; 4th Subtotal Rollup Level: None; 5th Subtotal Element: None; 5th Subtotal Rollup Level: None; Begin Date: 6/1/2016; End Date: 6/30/2016; Subtotal on Account Type: No; Include Encumbrances: Yes

Object	Actuals (Selected Range)	Adopted Budget	Current Budget	Actuals (YTD)	Encumbrances (YTD)	Available	% of Budget
52315 - Disability	\$ 16.32		\$ 94.00	\$ 91.92	\$ -	\$ 2.08	97.79
52500 - Unemployment Compensation	\$ 67.99	\$ 399.00	\$ 513.00	\$ 598.40	\$ 225.83	\$ (311.23)	116.65
52710 - Workers Compensation Premium	\$ -	\$ 19.00	\$ 19.00	\$ 19.00	\$ -	\$ -	100.00
52720 - Workers Compensation Employer's Fee	\$ 1.05		\$ 5.00	\$ 4.20	\$ -	\$ 0.80	84.00
53330 - Professional Development	\$ -	\$ 13,000.00	\$ 3,000.00	\$ 700.00	\$ -	\$ 2,300.00	23.33
53414 - Other Services	\$ -		\$ -	\$ 200.00	\$ -	\$ (200.00)	
55819 - Employee Travel - Teachers	\$ -		\$ 900.00	\$ -	\$ -	\$ 900.00	0.00
55915 - Other Contract Services	\$ 138.75		\$ -	\$ 138.75	\$ -	\$ (138.75)	
56118 - General Supplies and Materials	\$ -	\$ 3,000.00	\$ 500.00	\$ -	\$ -	\$ 500.00	0.00
Subtotal of Element: [Function] 1000 - Instruction	\$ 11,101.86	\$ 27,659.00	\$ 56,992.00	\$ 52,298.15	\$ 227.92	\$ 4,465.93	91.76
51100 - Salaries Expense	\$ 3,848.54	\$ 38,126.00	\$ 46,183.00	\$ 46,182.56	\$ 0.08	\$ 0.36	100.00
52111 - Educational Retirement	\$ 534.94	\$ 6,500.00	\$ 6,420.00	\$ 6,419.28	\$ -	\$ 0.72	99.99
52112 - ERA - Retiree Health	\$ 76.96	\$ 800.00	\$ 924.00	\$ 923.52	\$ -	\$ 0.48	99.95
52210 - FICA Payments	\$ 226.06	\$ 2,250.00	\$ 2,729.00	\$ 2,728.36	\$ -	\$ 0.64	99.98
52220 - Medicare Payments	\$ 52.86	\$ 700.00	\$ 639.00	\$ 638.04	\$ -	\$ 0.96	99.85
52311 - Health and Medical Premiums	\$ 263.78	\$ 2,343.00	\$ 2,821.00	\$ 2,820.32	\$ -	\$ 0.68	99.98
52312 - Life	\$ 6.26	\$ 100.00	\$ 76.00	\$ 75.12	\$ -	\$ 0.88	98.84
52313 - Dental	\$ 16.30	\$ 150.00	\$ 166.00	\$ 166.00	\$ -	\$ -	100.00
52314 - Vision	\$ 2.82	\$ 50.00	\$ 31.00	\$ 30.24	\$ -	\$ 0.76	97.55
52315 - Disability	\$ 6.08	\$ 200.00	\$ 73.00	\$ 72.96	\$ -	\$ 0.04	99.95
52500 - Unemployment Compensation	\$ 145.84	\$ 1,250.00	\$ 1,165.00	\$ 1,164.43	\$ -	\$ 0.57	99.95
52720 - Workers Compensation Employer's Fee	\$ 3.07		\$ 13.00	\$ 12.28	\$ -	\$ 0.72	94.46
52913 - Workers Compensation Employee Fees	\$ -	\$ 12.00	\$ -	\$ -	\$ -	\$ -	
55915 - Other Contract Services	\$ -	\$ 5,000.00	\$ -	\$ -	\$ -	\$ -	
56118 - General Supplies and Materials	\$ -	\$ 377.00	\$ -	\$ -	\$ -	\$ -	
Subtotal of Element: [Function] 2200 - Support Services	\$ 5,183.51	\$ 57,858.00	\$ 61,240.00	\$ 61,233.11	\$ 0.08	\$ 6.81	99.99
Subtotal of Element: [Fund] 29102 - Private Dir Grants (C	\$ 16,285.37	\$ 85,517.00	\$ 118,232.00	\$ 113,531.26	\$ 228.00	\$ 4,472.74	96.02
54610 - Rental - Land and Buildings	\$ 11,994.75	\$ -	\$ 143,937.00	\$ 143,937.00	\$ -	\$ -	100.00
Subtotal of Element: [Function] 4000 - Capital Outlay	\$ 11,994.75	\$ -	\$ 143,937.00	\$ 143,937.00	\$ -	\$ -	100.00
Subtotal of Element: [Fund] 31200 - Public School Capit	\$ 11,994.75	\$ -	\$ 143,937.00	\$ 143,937.00	\$ -	\$ -	100.00
53414 - Other Services	\$ -		\$ 32,525.00	\$ 61,711.24	\$ -	\$ (29,186.24)	189.73
54500 - Construction Services	\$ -	\$ 100,000.00	\$ 277,475.00	\$ -	\$ -	\$ 277,475.00	0.00

Cycle: FY2016; 1st Detail Element: Object; 1st Detail Level: Middle; 2nd Detail Element: None; 2nd Detail Level: None; 3rd Detail Element: None; 3rd Detail Level: None; 4th Detail Element: None; 4th Detail Level: None; 5th Detail Element: None; 5th Detail Level: None; Filter: ([Object] >= '51000'); 1st Subtotal Element: Fund; 1st Subtotal Rollup Level: Lowest; 2nd Subtotal Element: Function; 2nd Subtotal Rollup Level: Lowest; 3rd Subtotal Element: None; 3rd Subtotal Rollup Level: None; 4th Subtotal Element: None; 4th Subtotal Rollup Level: None; 5th Subtotal Element: None; 5th Subtotal Rollup Level: None; Begin Date: 6/1/2016; End Date: 6/30/2016; Subtotal on Account Type: No; Include Encumbrances: Yes

Object	Actuals (Selected Range)	Adopted Budget	Current Budget	Actuals (YTD)	Encumbrances (YTD)	Available	% of Budget
Subtotal of Element: [Function] 4000 - Capital Outlay	\$ -	\$ 100,000.00	\$ 310,000.00	\$ 61,711.24	\$ -	\$ 248,288.76	19.91
Subtotal of Element: [Fund] 31400 - Special Capital Outlay	\$ -	\$ 100,000.00	\$ 310,000.00	\$ 61,711.24	\$ -	\$ 248,288.76	19.91
53712 - County Tax Collection Costs	\$ 226.76	\$ 3,500.00	\$ 3,500.00	\$ 1,065.55	\$ -	\$ 2,434.45	30.44
Subtotal of Element: [Function] 2300 - Support Services	\$ 226.76	\$ 3,500.00	\$ 3,500.00	\$ 1,065.55	\$ -	\$ 2,434.45	30.44
57332 - "Supply Assets (\$5,000 or Less)"	\$ -	\$ 107,709.00	\$ 107,709.00	\$ -	\$ -	\$ 107,709.00	0.00
Subtotal of Element: [Function] 4000 - Capital Outlay	\$ -	\$ 107,709.00	\$ 107,709.00	\$ -	\$ -	\$ 107,709.00	0.00
Subtotal of Element: [Fund] 31600 - Capital Improvements	\$ 226.76	\$ 111,209.00	\$ 111,209.00	\$ 1,065.55	\$ -	\$ 110,143.45	0.96
53712 - County Tax Collection Costs	\$ 305.38	\$ 3,500.00	\$ 3,500.00	\$ 1,503.30	\$ -	\$ 1,996.70	42.95
Subtotal of Element: [Function] 2300 - Support Services	\$ 305.38	\$ 3,500.00	\$ 3,500.00	\$ 1,503.30	\$ -	\$ 1,996.70	42.95
56113 - Software	\$ -	\$ -	\$ -	\$ 132.99	\$ -	\$ (132.99)	
57331 - Fixed Assets (More Than \$5,000)	\$ -	\$ 300,000.00	\$ 300,000.00	\$ 12,232.80	\$ -	\$ 287,767.20	4.08
57332 - "Supply Assets (\$5,000 or Less)"	\$ -	\$ 75,231.00	\$ 93,796.00	\$ 28,108.34	\$ -	\$ 65,687.66	29.97
Subtotal of Element: [Function] 4000 - Capital Outlay	\$ -	\$ 375,231.00	\$ 393,796.00	\$ 40,474.13	\$ -	\$ 353,321.87	10.28
Subtotal of Element: [Fund] 31700 - Capital Improvements	\$ 305.38	\$ 378,731.00	\$ 397,296.00	\$ 41,977.43	\$ -	\$ 355,318.57	10.57
57332 - "Supply Assets (\$5,000 or Less)"	\$ -	\$ 29,581.00	\$ 28,309.00	\$ 9,103.17	\$ -	\$ 19,205.83	32.16
Subtotal of Element: [Function] 4000 - Capital Outlay	\$ -	\$ 29,581.00	\$ 28,309.00	\$ 9,103.17	\$ -	\$ 19,205.83	32.16
Subtotal of Element: [Fund] 31900 - Educational Technology	\$ -	\$ 29,581.00	\$ 28,309.00	\$ 9,103.17	\$ -	\$ 19,205.83	32.16
56118 - General Supplies and Materials	\$ 743.50	\$ -	\$ 3,096.32	\$ 3,020.44	\$ 266.00	\$ (190.12)	97.55
Subtotal of Element: [Function] 1000 - Instruction	\$ 743.50	\$ -	\$ 3,096.32	\$ 3,020.44	\$ 266.00	\$ (190.12)	97.55
Subtotal of Element: [Fund] 99001 - Student Council	\$ 743.50	\$ -	\$ 3,096.32	\$ 3,020.44	\$ 266.00	\$ (190.12)	97.55
56118 - General Supplies and Materials	\$ -	\$ -	\$ 4,480.54	\$ 4,370.54	\$ 5,000.00	\$ (4,890.00)	97.54
Subtotal of Element: [Function] 1000 - Instruction	\$ -	\$ -	\$ 4,480.54	\$ 4,370.54	\$ 5,000.00	\$ (4,890.00)	97.54

Cycle: FY2016; 1st Detail Element: Object; 1st Detail Level: Middle; 2nd Detail Element: None; 2nd Detail Level: None; 3rd Detail Element: None; 3rd Detail Level: None; 4th Detail Element: None; 4th Detail Level: None; 5th Detail Element: None; 5th Detail Level: None; Filter: ([Object] >= '51000') ; 1st Subtotal Element: Fund; 1st Subtotal Rollup Level: Lowest; 2nd Subtotal Element: Function; 2nd Subtotal Rollup Level: Lowest; 3rd Subtotal Element: None; 3rd Subtotal Rollup Level: None; 4th Subtotal Element: None; 4th Subtotal Rollup Level: None; 5th Subtotal Element: None; 5th Subtotal Rollup Level: None; Begin Date: 6/1/2016; End Date: 6/30/2016; Subtotal on Account Type: No; Include Encumbrances: Yes

Object	Actuals (Selected Range)	Adopted Budget	Current Budget	Actuals (YTD)	Encumbrances (YTD)	Available	% of Budget
Subtotal of Element: [Fund] 99005 - Yearbook	\$ -	\$ -	\$ 4,480.54	\$ 4,370.54	\$ 5,000.00	\$ (4,890.00)	97.54
56118 - General Supplies and Materials	\$ -		\$ 109.14	\$ -	\$ -	\$ 109.14	0.00
Subtotal of Element: [Function] 1000 - Instruction	\$ -	\$ -	\$ 109.14	\$ -	\$ -	\$ 109.14	0.00
Subtotal of Element: [Fund] 99006 - French Club	\$ -	\$ -	\$ 109.14	\$ -	\$ -	\$ 109.14	0.00
56118 - General Supplies and Materials	\$ -		\$ 1,500.00	\$ 365.00	\$ -	\$ 1,135.00	24.33
Subtotal of Element: [Function] 1000 - Instruction	\$ -	\$ -	\$ 1,500.00	\$ 365.00	\$ -	\$ 1,135.00	24.33
Subtotal of Element: [Fund] 99007 - GSA	\$ -	\$ -	\$ 1,500.00	\$ 365.00	\$ -	\$ 1,135.00	24.33
56118 - General Supplies and Materials	\$ 10,455.00		\$ 508.00	\$ 10,455.00	\$ -	\$ (9,947.00)	2058.07
Subtotal of Element: [Function] 1000 - Instruction	\$ 10,455.00	\$ -	\$ 508.00	\$ 10,455.00	\$ -	\$ (9,947.00)	2,058.07
Subtotal of Element: [Fund] 99010 - Service Learning &	\$ 10,455.00	\$ -	\$ 508.00	\$ 10,455.00	\$ -	\$ (9,947.00)	2,058.07
Total	\$ 314,955.98	\$ 2,924,266.00	\$ 3,601,498.00	\$ 2,480,953.25	\$ 24,476.23	\$ 1,096,068.52	68.89

Description	11000 - Operational	14000 - Instructional Materials	21000 - Food Services	24101 - Title I - IASA	24106 - Entitlement IDEA-B	24120 - IDEA-B "Risk Pool"	24154 - Teacher/Principal Trainin	27103 - Dual Credit
41110 - Ad Valorem Taxes - School District	\$ -	\$ -	\$ -	\$ -	\$ -	\$ -	\$ -	\$ -
41603 - Fees - Adults/Food Services	\$ -	\$ -	\$ 111.55	\$ -	\$ -	\$ -	\$ -	\$ -
41604 - Fees - Students/Food Services	\$ -	\$ -	\$ 9,581.95	\$ -	\$ -	\$ -	\$ -	\$ -
41701 - Fees - Activities	\$ -	\$ -	\$ -	\$ -	\$ -	\$ -	\$ -	\$ -
41702 - Fees - Educational	\$ 11,559.99	\$ -	\$ -	\$ -	\$ -	\$ -	\$ -	\$ -
41910 - Rentals	\$ 1,925.00	\$ -	\$ -	\$ -	\$ -	\$ -	\$ -	\$ -
41920 - Contributions/Donations - Private Sources (Non Categorical)	\$ 236.42	\$ -	\$ -	\$ -	\$ -	\$ -	\$ -	\$ -
41921 - Instructional - Categorical	\$ -	\$ -	\$ -	\$ -	\$ -	\$ -	\$ -	\$ -
41980 - Refund of Prior Year's Expenditures	\$ 1,798.00	\$ -	\$ -	\$ -	\$ -	\$ -	\$ -	\$ -
43101 - State Equalization Guarantee	\$ 2,047,179.07	\$ -	\$ -	\$ -	\$ -	\$ -	\$ -	\$ -
43202 - State Flow-through Grant	\$ -	\$ -	\$ -	\$ -	\$ -	\$ -	\$ -	\$ 365.34
43209 - PSCOC Awards	\$ -	\$ -	\$ -	\$ -	\$ -	\$ -	\$ -	\$ -
43211 - Instructional Materials - Cash	\$ -	\$ 15,011.98	\$ -	\$ -	\$ -	\$ -	\$ -	\$ -
44500 - Restricted Grants - Federal Flow-through	\$ -	\$ -	\$ 14,778.53	\$ 33,473.06	\$ 33,495.97	\$ 40.00	\$ 4,840.30	\$ -
46100 - Access Board (e-Rate)	\$ 6,688.65	\$ -	\$ -	\$ -	\$ -	\$ -	\$ -	\$ -
Total Revenue	\$ 2,069,387.13	\$ 15,011.98	\$ 24,472.03	\$ 33,473.06	\$ 33,495.97	\$ 40.00	\$ 4,840.30	\$ 365.34
1000 - Instruction	\$ 1,091,067.10	\$ 9,215.81	\$ -	\$ 27,331.69	\$ 42,722.34	\$ -	\$ 13,365.63	\$ 365.34
2100 - Support Services-Students	\$ 86,563.42	\$ -	\$ -	\$ 3,710.85	\$ 3,401.10	\$ 37.00	\$ -	\$ -
2200 - Support Services-Instruction	\$ 43,844.41	\$ -	\$ -	\$ -	\$ -	\$ -	\$ -	\$ -
2300 - Support Services-General Administration	\$ 26,358.42	\$ -	\$ -	\$ -	\$ -	\$ -	\$ -	\$ -
2400 - Support Services-School Administration	\$ 367,107.20	\$ -	\$ -	\$ -	\$ -	\$ -	\$ -	\$ -
2500 - Central Services	\$ 137,613.44	\$ -	\$ -	\$ -	\$ -	\$ -	\$ -	\$ -
2600 - Operation & Maintenance of Plant	\$ 184,416.12	\$ -	\$ -	\$ -	\$ -	\$ -	\$ -	\$ -
2700 - Student Transportation	\$ 490.00	\$ -	\$ -	\$ -	\$ -	\$ -	\$ -	\$ -
2900 - Other Support Services	\$ 45.59	\$ -	\$ -	\$ -	\$ -	\$ -	\$ -	\$ -
3100 - Food Services Operations	\$ 28,235.13	\$ -	\$ 20,146.24	\$ -	\$ -	\$ -	\$ -	\$ -
4000 - Capital Outlay	\$ 2,163.75	\$ -	\$ -	\$ -	\$ -	\$ -	\$ -	\$ -
Total Expenditure	\$ 1,967,904.58	\$ 9,215.81	\$ 20,146.24	\$ 31,042.54	\$ 46,123.44	\$ 37.00	\$ 13,365.63	\$ 365.34
Total Other Financing Sources (Uses)	\$ -	\$ -	\$ -	\$ -	\$ -	\$ -	\$ -	\$ -
Excess (deficiency) of revenues and other financing sources over expenditures and other financing uses	\$ 101,482.55	\$ 5,796.17	\$ 4,325.79	\$ 2,430.52	\$ (12,627.47)	\$ 3.00	\$ (8,525.33)	\$ -
Fund Balance, Beginning of year	\$ 176,282.39	\$ 384.57	\$ 1,358.72	\$ (11,751.25)	\$ (4,021.99)	\$ (40.00)	\$ (40.88)	\$ -
Fund Balance, End of year	\$ 277,764.94	\$ 6,180.74	\$ 5,684.51	\$ (9,320.73)	\$ (16,649.46)	\$ (37.00)	\$ (8,566.21)	\$ -

Description	27107 - 2012 GO Bond Student Libra	27188 - Teacher and School Leader	27190 - Teacher and School Leader	29102 - Private Dir Grants (Categ	31200 - Public School Capital Out	31400 - Special Capital Outlay-St	31600 - Capital Improvements HB-	31700 - Capital Improvements SB-9
41110 - Ad Valorem Taxes - School District	\$ -	\$ -	\$ -	\$ -	\$ -	\$ -	\$ 106,554.19	\$ 150,330.71
41603 - Fees - Adults/Food Services	\$ -	\$ -	\$ -	\$ -	\$ -	\$ -	\$ -	\$ -
41604 - Fees - Students/Food Services	\$ -	\$ -	\$ -	\$ -	\$ -	\$ -	\$ -	\$ -
41701 - Fees - Activities	\$ -	\$ -	\$ -	\$ -	\$ -	\$ -	\$ -	\$ -
41702 - Fees - Educational	\$ -	\$ -	\$ -	\$ -	\$ -	\$ -	\$ -	\$ -
41910 - Rentals	\$ -	\$ -	\$ -	\$ -	\$ -	\$ -	\$ -	\$ -
41920 - Contributions/Donations - Private Sources (Non Categorical)	\$ -	\$ -	\$ -	\$ -	\$ -	\$ -	\$ -	\$ -
41921 - Instructional - Categorical	\$ -	\$ -	\$ -	\$ 115,787.23	\$ -	\$ -	\$ -	\$ -
41980 - Refund of Prior Year's Expenditures	\$ -	\$ -	\$ -	\$ -	\$ -	\$ -	\$ -	\$ -
43101 - State Equalization Guarantee	\$ -	\$ -	\$ -	\$ -	\$ -	\$ -	\$ -	\$ -
43202 - State Flow-through Grant	\$ -	\$ 61,505.66	\$ 9,559.63	\$ -	\$ -	\$ -	\$ -	\$ -
43209 - PSCOC Awards	\$ -	\$ -	\$ -	\$ -	\$ 145,135.25	\$ -	\$ -	\$ -
43211 - Instructional Materials - Cash	\$ -	\$ -	\$ -	\$ -	\$ -	\$ -	\$ -	\$ -
44500 - Restricted Grants - Federal Flow-through	\$ -	\$ -	\$ -	\$ -	\$ -	\$ -	\$ -	\$ -
46100 - Access Board (e-Rate)	\$ -	\$ -	\$ -	\$ -	\$ -	\$ -	\$ -	\$ -
Total Revenue	\$ -	\$ 61,505.66	\$ 9,559.63	\$ 115,787.23	\$ 145,135.25	\$ -	\$ 106,554.19	\$ 150,330.71
1000 - Instruction	\$ -	\$ -	\$ -	\$ 52,298.15	\$ -	\$ -	\$ -	\$ -
2100 - Support Services-Students	\$ -	\$ -	\$ -	\$ -	\$ -	\$ -	\$ -	\$ -
2200 - Support Services-Instruction	\$ 3,216.04	\$ -	\$ -	\$ 61,233.11	\$ -	\$ -	\$ -	\$ -
2300 - Support Services-General Administration	\$ -	\$ -	\$ -	\$ -	\$ -	\$ -	\$ 1,065.55	\$ 1,503.30
2400 - Support Services-School Administration	\$ -	\$ -	\$ -	\$ -	\$ -	\$ -	\$ -	\$ -
2500 - Central Services	\$ -	\$ -	\$ -	\$ -	\$ -	\$ -	\$ -	\$ -
2600 - Operation & Maintenance of Plant	\$ -	\$ -	\$ -	\$ -	\$ -	\$ -	\$ -	\$ -
2700 - Student Transportation	\$ -	\$ -	\$ -	\$ -	\$ -	\$ -	\$ -	\$ -
2900 - Other Support Services	\$ -	\$ -	\$ -	\$ -	\$ -	\$ -	\$ -	\$ -
3100 - Food Services Operations	\$ -	\$ -	\$ -	\$ -	\$ -	\$ -	\$ -	\$ -
4000 - Capital Outlay	\$ -	\$ -	\$ -	\$ -	\$ 143,937.00	\$ 61,711.24	\$ -	\$ 40,474.13
Total Expenditure	\$ 3,216.04	\$ -	\$ -	\$ 113,531.26	\$ 143,937.00	\$ 61,711.24	\$ 1,065.55	\$ 41,977.43
Total Other Financing Sources (Uses)	\$ -	\$ -	\$ -	\$ -	\$ -	\$ -	\$ -	\$ -
Excess (deficiency) of revenues and other financing sources over expenditures and other financing uses	\$ (3,216.04)	\$ 61,505.66	\$ 9,559.63	\$ 2,255.97	\$ 1,198.25	\$ (61,711.24)	\$ 105,488.64	\$ 108,353.28
Fund Balance, Beginning of year	\$ -	\$ (61,505.66)	\$ (9,559.63)	\$ 78,443.87	\$ (37,182.50)	\$ -	\$ -	\$ 244,486.07
Fund Balance, End of year	\$ (3,216.04)	\$ -	\$ -	\$ 80,699.84	\$ (35,984.25)	\$ (61,711.24)	\$ 105,488.64	\$ 352,839.35

Description	31900 - Educational Technology Eq	99001 - Student Council	99005 - Yearbook	99006 - French Club	99007 - GSA	99010 - Service Learning & Global	Total
41110 - Ad Valorem Taxes - School District	\$ -	\$ -	\$ -	\$ -	\$ -	\$ -	\$ 256,884.90
41603 - Fees - Adults/Food Services	\$ -	\$ -	\$ -	\$ -	\$ -	\$ -	\$ 111.55
41604 - Fees - Students/Food Services	\$ -	\$ -	\$ -	\$ -	\$ -	\$ -	\$ 9,581.95
41701 - Fees - Activities	\$ -	\$ 5,080.32	\$ 4,260.00	\$ -	\$ -	\$ 10,455.00	\$ 19,795.32
41702 - Fees - Educational	\$ -	\$ -	\$ -	\$ -	\$ -	\$ -	\$ 11,559.99
41910 - Rentals	\$ -	\$ -	\$ -	\$ -	\$ -	\$ -	\$ 1,925.00
41920 - Contributions/Donations - Private Sources (Non Categorical)	\$ -	\$ -	\$ -	\$ -	\$ -	\$ -	\$ 236.42
41921 - Instructional - Categorical	\$ -	\$ -	\$ -	\$ -	\$ -	\$ -	\$ 115,787.23
41980 - Refund of Prior Year's Expenditures	\$ -	\$ -	\$ -	\$ -	\$ -	\$ -	\$ 1,798.00
43101 - State Equalization Guarantee	\$ -	\$ -	\$ -	\$ -	\$ -	\$ -	\$ 2,047,179.07
43202 - State Flow-through Grant	\$ -	\$ -	\$ -	\$ -	\$ -	\$ -	\$ 71,430.63
43209 - PSCOC Awards	\$ -	\$ -	\$ -	\$ -	\$ -	\$ -	\$ 145,135.25
43211 - Instructional Materials - Cash	\$ -	\$ -	\$ -	\$ -	\$ -	\$ -	\$ 15,011.98
44500 - Restricted Grants - Federal Flow-through	\$ -	\$ -	\$ -	\$ -	\$ -	\$ -	\$ 86,627.86
46100 - Access Board (e-Rate)	\$ -	\$ -	\$ -	\$ -	\$ -	\$ -	\$ 6,688.65
Total Revenue	\$ -	\$ 5,080.32	\$ 4,260.00	\$ -	\$ -	\$ 10,455.00	\$ 2,789,753.80
1000 - Instruction	\$ -	\$ 3,020.44	\$ 4,370.54	\$ -	\$ 365.00	\$ 10,455.00	\$ 1,254,577.04
2100 - Support Services-Students	\$ -	\$ -	\$ -	\$ -	\$ -	\$ -	\$ 93,712.37
2200 - Support Services-Instruction	\$ -	\$ -	\$ -	\$ -	\$ -	\$ -	\$ 108,293.56
2300 - Support Services-General Administration	\$ -	\$ -	\$ -	\$ -	\$ -	\$ -	\$ 28,927.27
2400 - Support Services-School Administration	\$ -	\$ -	\$ -	\$ -	\$ -	\$ -	\$ 367,107.20
2500 - Central Services	\$ -	\$ -	\$ -	\$ -	\$ -	\$ -	\$ 137,613.44
2600 - Operation & Maintenance of Plant	\$ -	\$ -	\$ -	\$ -	\$ -	\$ -	\$ 184,416.12
2700 - Student Transportation	\$ -	\$ -	\$ -	\$ -	\$ -	\$ -	\$ 490.00
2900 - Other Support Services	\$ -	\$ -	\$ -	\$ -	\$ -	\$ -	\$ 45.59
3100 - Food Services Operations	\$ -	\$ -	\$ -	\$ -	\$ -	\$ -	\$ 48,381.37
4000 - Capital Outlay	\$ 9,103.17	\$ -	\$ -	\$ -	\$ -	\$ -	\$ 257,389.29
Total Expenditure	\$ 9,103.17	\$ 3,020.44	\$ 4,370.54	\$ -	\$ 365.00	\$ 10,455.00	\$ 2,480,953.25
Total Other Financing Sources (Uses)	\$ -	\$ -	\$ -	\$ -	\$ -	\$ -	\$ -
Excess (deficiency) of revenues and other financing sources over expenditures and other financing uses	\$ (9,103.17)	\$ 2,059.88	\$ (110.54)	\$ -	\$ (365.00)	\$ -	\$ 308,800.55
Fund Balance, Beginning of year	\$ 28,309.00	\$ 1,810.69	\$ 4,370.54	\$ 109.14	\$ 1,500.00	\$ -	\$ 412,953.08
Fund Balance, End of year	\$ 19,205.83	\$ 3,870.57	\$ 4,260.00	\$ 109.14	\$ 1,135.00	\$ -	\$ 721,753.63

Cycle: FY2016; Fund Class: <All>; Fund Columns: <All Non-Zero

Description	11000	14000	21000	24101	24106	24120	24154	27103	27107	27188	27190	29102
11011 - Bank Accounts	\$ 412,031.07	\$ 6,180.74	\$ 5,684.51	\$ (8,434.78)	\$ (11,351.20)	\$ (37.00)	\$ (8,566.21)	\$ -	\$ (3,216.04)	\$ -	\$ -	\$ 90,623.15
Subtotal of Account Group: Assets	\$ 412,031.07	\$ 6,180.74	\$ 5,684.51	\$ (8,434.78)	\$ (11,351.20)	\$ (37.00)	\$ (8,566.21)	\$ -	\$ (3,216.04)	\$ -	\$ -	\$ 90,623.15
23011 - Accrued Salaries and Benefits	\$ 37,963.02	\$ -	\$ -	\$ -	\$ 1,620.73	\$ -	\$ -	\$ -	\$ -	\$ -	\$ -	\$ 1,806.71
23124 - State Retirement System Contributions(Employee)	\$ 18,468.17	\$ -	\$ -	\$ 266.25	\$ 584.69	\$ -	\$ -	\$ -	\$ -	\$ -	\$ -	\$ 1,412.10
23125 - Health Insurance (Employee)	\$ 8,464.06	\$ -	\$ -	\$ -	\$ 588.98	\$ -	\$ -	\$ -	\$ -	\$ -	\$ -	\$ 717.92
23126 - Unemployment Insurance	\$ 8,003.66	\$ -	\$ -	\$ 176.43	\$ 320.10	\$ -	\$ -	\$ -	\$ -	\$ -	\$ -	\$ 731.36
23127 - Workers' Compensation (Employee)	\$ 42.37	\$ -	\$ -	\$ 0.81	\$ 1.24	\$ -	\$ -	\$ -	\$ -	\$ -	\$ -	\$ 3.58
23134 - State Retirement System Contributions (Employer)	\$ 25,097.76	\$ -	\$ -	\$ 361.83	\$ 794.62	\$ -	\$ -	\$ -	\$ -	\$ -	\$ -	\$ 1,918.92
23135 - Health Insurance (Employer)	\$ 13,595.85	\$ -	\$ -	\$ -	\$ 889.27	\$ -	\$ -	\$ -	\$ -	\$ -	\$ -	\$ 1,087.40
23137 - Workers' Compensation (Employer)	\$ 48.73	\$ -	\$ -	\$ 0.93	\$ 1.42	\$ -	\$ -	\$ -	\$ -	\$ -	\$ -	\$ 4.12
23141 - Federal Income Tax	\$ 5,623.52	\$ -	\$ -	\$ -	\$ 86.92	\$ -	\$ -	\$ -	\$ -	\$ -	\$ -	\$ 112.99
23142 - State Income Tax	\$ 3,780.76	\$ -	\$ -	\$ 79.70	\$ 46.51	\$ -	\$ -	\$ -	\$ -	\$ -	\$ -	\$ 165.26
23143 - FICA (Employee)	\$ 3,584.45	\$ -	\$ -	\$ -	\$ 136.67	\$ -	\$ -	\$ -	\$ -	\$ -	\$ -	\$ 157.33
23144 - Medicare (Employee)	\$ 838.31	\$ -	\$ -	\$ -	\$ 31.96	\$ -	\$ -	\$ -	\$ -	\$ -	\$ -	\$ 36.80
23147 - Voluntary Deductions	\$ 4,060.45	\$ -	\$ -	\$ -	\$ 26.52	\$ -	\$ -	\$ -	\$ -	\$ -	\$ -	\$ 1,562.95
23150 - Annual Fund Emp Ded	\$ 272.26	\$ -	\$ -	\$ -	\$ -	\$ -	\$ -	\$ -	\$ -	\$ -	\$ -	\$ 11.74
23153 - FICA (Employer)	\$ 3,584.45	\$ -	\$ -	\$ -	\$ 136.67	\$ -	\$ -	\$ -	\$ -	\$ -	\$ -	\$ 157.33
23154 - Medicare (Employer)	\$ 838.31	\$ -	\$ -	\$ -	\$ 31.96	\$ -	\$ -	\$ -	\$ -	\$ -	\$ -	\$ 36.80
Subtotal of Account Type: Liability	\$ 134,266.13	\$ -	\$ -	\$ 885.95	\$ 5,298.26	\$ -	\$ -	\$ -	\$ -	\$ -	\$ -	\$ 9,923.31
32300 - Unreserved Fund Balance	\$ 176,282.39	\$ 384.57	\$ 1,358.72	\$ (11,751.25)	\$ (4,021.99)	\$ (40.00)	\$ (40.88)	\$ -	\$ -	\$ (61,505.66)	\$ (9,559.63)	\$ 78,443.87
Net Increase/Decrease	\$ 101,482.55	\$ 5,796.17	\$ 4,325.79	\$ 2,430.52	\$ (12,627.47)	\$ 3.00	\$ (8,525.33)	\$ -	\$ (3,216.04)	\$ 61,505.66	\$ 9,559.63	\$ 2,255.97
Subtotal of Account Type: Fund Balance/Retained Earnings	\$ 277,764.94	\$ 6,180.74	\$ 5,684.51	\$ (9,320.73)	\$ (16,649.46)	\$ (37.00)	\$ (8,566.21)	\$ -	\$ (3,216.04)	\$ -	\$ -	\$ 80,699.84
Subtotal of Account Group: Liabilities/Fund Balance	\$ 412,031.07	\$ 6,180.74	\$ 5,684.51	\$ (8,434.78)	\$ (11,351.20)	\$ (37.00)	\$ (8,566.21)	\$ -	\$ (3,216.04)	\$ -	\$ -	\$ 90,623.15

Cycle: FY2016; Fund Class: <All>; Fund Columns: <All Non-Zero

Description	31200	31400	31600	31700	31900	99001	99005	99006	99007	99010	Total
11011 - Bank Accounts	\$ (35,984.25)	\$ (61,711.24)	\$ 105,488.64	\$ 352,839.35	\$ 19,205.83	\$ 3,870.57	\$ 4,260.00	\$ 109.14	\$ 1,135.00	\$ -	\$ 872,127.28
Subtotal of Account Group: Assets	\$ (35,984.25)	\$ (61,711.24)	\$ 105,488.64	\$ 352,839.35	\$ 19,205.83	\$ 3,870.57	\$ 4,260.00	\$ 109.14	\$ 1,135.00	\$ -	\$ 872,127.28
23011 - Accrued Salaries and Benefits	\$ -	\$ -	\$ -	\$ -	\$ -	\$ -	\$ -	\$ -	\$ -	\$ -	\$ 41,390.46
23124 - State Retirement System Contributions(Employee)	\$ -	\$ -	\$ -	\$ -	\$ -	\$ -	\$ -	\$ -	\$ -	\$ -	\$ 20,731.21
23125 - Health Insurance (Employee)	\$ -	\$ -	\$ -	\$ -	\$ -	\$ -	\$ -	\$ -	\$ -	\$ -	\$ 9,770.96
23126 - Unemployment Insurance	\$ -	\$ -	\$ -	\$ -	\$ -	\$ -	\$ -	\$ -	\$ -	\$ -	\$ 9,231.55
23127 - Workers' Compensation (Employee)	\$ -	\$ -	\$ -	\$ -	\$ -	\$ -	\$ -	\$ -	\$ -	\$ -	\$ 48.00
23134 - State Retirement System Contributions (Employer)	\$ -	\$ -	\$ -	\$ -	\$ -	\$ -	\$ -	\$ -	\$ -	\$ -	\$ 28,173.13
23135 - Health Insurance (Employer)	\$ -	\$ -	\$ -	\$ -	\$ -	\$ -	\$ -	\$ -	\$ -	\$ -	\$ 15,572.52
23137 - Workers' Compensation (Employer)	\$ -	\$ -	\$ -	\$ -	\$ -	\$ -	\$ -	\$ -	\$ -	\$ -	\$ 55.20
23141 - Federal Income Tax	\$ -	\$ -	\$ -	\$ -	\$ -	\$ -	\$ -	\$ -	\$ -	\$ -	\$ 5,823.43
23142 - State Income Tax	\$ -	\$ -	\$ -	\$ -	\$ -	\$ -	\$ -	\$ -	\$ -	\$ -	\$ 4,072.23
23143 - FICA (Employee)	\$ -	\$ -	\$ -	\$ -	\$ -	\$ -	\$ -	\$ -	\$ -	\$ -	\$ 3,878.45
23144 - Medicare (Employee)	\$ -	\$ -	\$ -	\$ -	\$ -	\$ -	\$ -	\$ -	\$ -	\$ -	\$ 907.07
23147 - Voluntary Deductions	\$ -	\$ -	\$ -	\$ -	\$ -	\$ -	\$ -	\$ -	\$ -	\$ -	\$ 5,649.92
23150 - Annual Fund Emp Ded	\$ -	\$ -	\$ -	\$ -	\$ -	\$ -	\$ -	\$ -	\$ -	\$ -	\$ 284.00
23153 - FICA (Employer)	\$ -	\$ -	\$ -	\$ -	\$ -	\$ -	\$ -	\$ -	\$ -	\$ -	\$ 3,878.45
23154 - Medicare (Employer)	\$ -	\$ -	\$ -	\$ -	\$ -	\$ -	\$ -	\$ -	\$ -	\$ -	\$ 907.07
Subtotal of Account Type: Liability	\$ -	\$ -	\$ -	\$ -	\$ -	\$ -	\$ -	\$ -	\$ -	\$ -	\$ 150,373.65
32300 - Unreserved Fund Balance	\$ (37,182.50)	\$ -	\$ -	\$ 244,486.07	\$ 28,309.00	\$ 1,810.69	\$ 4,370.54	\$ 109.14	\$ 1,500.00	\$ -	\$ 412,953.08
Net Increase/Decrease	\$ 1,198.25	\$ (61,711.24)	\$ 105,488.64	\$ 108,353.28	\$ (9,103.17)	\$ 2,059.88	\$ (110.54)	\$ -	\$ (365.00)	\$ -	\$ 308,800.55
Subtotal of Account Type: Fund Balance/Retained Earnings	\$ (35,984.25)	\$ (61,711.24)	\$ 105,488.64	\$ 352,839.35	\$ 19,205.83	\$ 3,870.57	\$ 4,260.00	\$ 109.14	\$ 1,135.00	\$ -	\$ 721,753.63
Subtotal of Account Group: Liabilities/Fund Balance	\$ (35,984.25)	\$ (61,711.24)	\$ 105,488.64	\$ 352,839.35	\$ 19,205.83	\$ 3,870.57	\$ 4,260.00	\$ 109.14	\$ 1,135.00	\$ -	\$ 872,127.28